



ACTUAL PSR, WEIGHTAGES
FOR THE MONTH OF MAY 2024

&

PROFIT RATES DECLARED
FOR THE PERIOD FROM JULY 2021 TO MARCH 2024



National Bank of Pakistan

Aitemaad اعتماد



ISLAMIC BANKING

Table of Content

Page #

S.No	Deposit Category	Weightages & PSR	Profit Rates					Profit Distributed				
		May 2024	Jul 23- Mar 24	Jan – Jun 2023	Jul - Dec 2022	Jan - Jun 2022	Jul - Dec 2021	Jul 23- Mar 24	Jan – Jun 2023	Jul - Dec 2022	Jan - Jun 2022	Jul - Dec 2021
01	Aitemaad Savings Account	01	04	06	08	10	12	14	16	18	20	22
02	Aitemaad Asan Saving Account	01	04	06	08	10	12	14	16	18	20	22
03	Aitemaad Mahana Bachat account • Type-I • Type-II • Type-III	01	04	06	08	10	12	14	16	18	20	22
04	Aitemaad Seniors Account	01	04	06	08	10	12	14	16	18	20	22
05	Aitemaad Premium Munafa Account • 1 to 7 Years	N/A	N/A	N/A	08	10	N/A	14	16	18	20	22
06	Aitemaad Seniors Certificate • 1 Year • 3 Year	N/A	N/A	N/A	08	10	N/A	14	16	18	20	22
07	Aitemaad Institutional Deposit Account – IFIs	01	04	06	08	10	12	14	16	18	20	22
08	Aitemaad Institutional Deposit Account – NBFIs	02	04	06	08	10	12	14	16	18	20	22
09	Aitemaad Merchant Account	02	04	06	08	N/A	12	14	N/A	18	20	22
10	Aitemaad Foree Remittance Account	02	04	06	08	N/A	12	14	N/A	18	20	22
11	ATDC of less than 1 Million (Profit to be paid Monthly) • 1 Month	02	04	06	09	11	12	14	16	18	20	22

National Bank of Pakistan

Islamic Banking Group, 10th Floor, NBP Building, HO, I.I. Chundrigarh Road, Karachi, Pakistan.Telephone: (92-21) 99220610, Email: aitemaad.info@nbp.com.pk



National Bank of Pakistan

Aitemaad اعتماد



ISLAMIC BANKING

	<ul style="list-style-type: none"> • 3 Months • 6 Months • 1 Year • 2 Years • 3 Years • 5 Years 											
12.	ATDC of 1 Million to 9.99 million (Profit to be paid Monthly) <ul style="list-style-type: none"> • 1 Month • 3 Months • 6 Months • 1 Year • 2 Years • 3 Years • 5 Years 	02	04	06	09	11	12	15	17	19	21	23
13.	ATDC of 10 Million & above (Profit to be paid Monthly) <ul style="list-style-type: none"> • 1 Month • 3 Months • 6 Months • 1 Year • 2 Years • 3 Years • 5 Years 	02	05	07	09	11	12	15	17	19	21	23
14.	ATDC of less than 10 million & above (Profit to be paid Maturity) <ul style="list-style-type: none"> • 1 Month • 3 Months • 6 Months • 1 Year • 2 Years • 3 Years • 5 Years 	02	05	07	09	11	13	15	17	19	21	23
15.	ATDC of 10 Million to 49.99 million (Profit to be paid Maturity) <ul style="list-style-type: none"> • 1 Month • 3 Months • 6 Months • 1 Year • 2 Years • 3 Years 	02	05	07	09	11	13	15	17	19	21	23

National Bank of Pakistan

Islamic Banking Group, 10th Floor, NBP Building, HO, I.I. Chundrigarh Road, Karachi, Pakistan.Telephone: (92-21) 99220610, Email: aitemaad.info@nbp.com.pk



National Bank of Pakistan

Aitemaad اعتماد



ISLAMIC BANKING

	<ul style="list-style-type: none"> • 5 Years 											
16.	ATDC of 50 Million to 99.99 million (Profit to be paid Maturity) <ul style="list-style-type: none"> • 1 Month • 3 Months • 6 Months • 1 Year • 2 Years • 3 Years • 5 Years 	02	05	07	09	11	13	15	17	19	21	23
17.	ATDC of 100 million & above (Profit to be paid Maturity) <ul style="list-style-type: none"> • 1 Month • 3 Months • 6 Months • 1 Year • 2 Years • 3 Years • 5 Years 	02	05	07	09	11	13	15	17	19	21	23
18.	Charity Fund	02	N/A	N/A	N/A	N/A	N/A	N/A	N/A	N/A	N/A	N/A
19.	NBP General Borrowing	02	N/A	N/A	N/A	N/A	N/A	N/A	N/A	N/A	N/A	N/A
20.	➤ Special TDC Scheme	03	05	07	09	N/A	N/A	15	17	19	N/A	N/A
21.	➤ Special TDC Scheme	03	05	N/A	N/A	N/A	N/A	15	N/A	N/A	N/A	N/A

National Bank of Pakistan

Islamic Banking Group, 10th Floor, NBP Building, HO, I.I. Chundrigarh Road, Karachi, Pakistan.Telephone: (92-21) 99220610, Email: aitemaad.info@nbp.com.pk



PSR & WEIGHTAGES FOR THE MONTH OF MARCH, APRIL & MAY 2024

GENERAL POOL
PROFIT SHARING RATIO

	May-24	Apr-24	Mar-24
Rab ul Mall	75%	75%	75%
Mudarib	25%	25%	25%

WEIGHTAGES ASSIGNED

Deposits in (Pak Rupees)	May-24	Apr-24	Mar-24
Aitemaad Saving Account			
1 to 24,999,999	0.5237	0.6340	0.6542
25,000,000 to 49,999,999	0.5255	0.6362	0.6565
50,000,000 to 99,999,999	0.5267	0.6377	0.6581
100,000,000 to 249,999,999	0.5286	0.6400	0.6604
250,000,000 to 499,999,999	0.5298	0.6415	0.6619
500,000,000 to 999,999,999	0.5317	0.6437	0.6642
1,000,000,000 & Above	0.5329	0.6452	0.6657
Aitemaad Asaan Saving Account	0.5237	0.6340	0.6542
Aitemaad Mahana Bachat Account			
Type-I			
1 to 99,999.99	0.6161	0.7459	0.7697
100,000 to 999,999.99	0.7085	0.8578	0.8851
1,000,000 to 2,499,999.99	0.7393	0.8951	0.9236
2,500,000 to 4,999,999.99	0.8625	1.0443	1.0775
5,000,000 to 9,999,999.99	0.9241	1.1188	1.1545
10,000,000 to 24,999,999.00	0.9549	1.1561	1.1930
25,000,000 to 49,999,999.00	0.9857	1.1934	1.2314
Above 50,000,000	1.0473	1.2680	1.3084
Type-II			
1 to 249,999.99	0.6161	0.7459	0.7697
250,000 to 2,499,999.99	0.8009	0.9697	1.0005
2,500,000 to 4,999,999.99	0.9241	1.1188	1.1545
5,000,000 to 9,999,999.99	1.0165	1.2307	1.2699
10,000,000 to 24,999,999.99	1.0319	1.2494	1.2892
25,000,000 to 49,999,999.99	1.0473	1.2680	1.3084
Above 50,000,000	1.0781	1.3053	1.3469
Type-III			
1 to 499,999	0.6161	0.7459	0.7697
500,000 to 9,999,999	0.9857	1.1934	1.2314
10,000,000 to 100,000,000	1.0165	1.2307	1.2699
Above 100,000,000	1.0473	1.2680	1.3084
Aitemaad Income Support Account			
1 to 24,999.99	0.5545	0.6713	0.6927
25,000 to 499,999.99	0.6777	0.8205	0.8466
500,000 to 2,499,999.99	0.9241	1.1188	1.1545
2,500,000 to 9,999,999.99	0.9549	1.1561	1.1930
10,000,000 to 49,999,999.99	1.0165	1.2307	1.2699
Above 50,000,000	0.8625	1.0443	1.0775
Aitemaad Amirah Account			
1 to 999,999	0.8625	1.0443	1.0775
1,000,000 to 4,999,999	0.9241	1.1188	1.1545
5,000,000 to 9,999,999	1.0165	1.2307	1.2699
Above 10,000,000	1.0781	1.3053	1.3469

Handwritten signature and initials

Deposits in (Pak Rupees)	May-24	Apr-24	Mar-24
Aitemaad Seniors Account			
1 to 999,999	0.8625	1.0443	1.0775
1,000,000 to 4,999,999	0.8933	1.0815	1.1160
5,000,000 to 9,999,999	0.9549	1.1561	1.1930
Above 10,000,000	1.0473	1.2680	1.3084
Aitemaad Institutional Deposit Account - IFIs			
1 to 9,999,999	0.5237	0.6340	0.6542
10,000,000 to 199,999,999	0.5298	0.6415	0.6619
200,000,000 to 499,999,999	0.5391	0.6527	0.6734
500,000,000 to 999,999,999	0.5545	0.6713	0.6927
Above 1,000,000,000	0.5606	0.6788	0.7004
Aitemaad Institutional Deposit Account - NBFIs			
1 to 9,999,999	0.5237	0.6340	0.6542
10,000,000 to 299,999,999	0.5545	0.6713	0.6927
300,000,000 to 599,999,999	0.5699	0.6900	0.7119
600,000,000 to 999,999,999	0.6007	0.7272	0.7504
1 billion to 1.99 billion	0.6222	0.7534	0.7773
Above 2 billion	0.5237	0.6340	0.6542
Aitemaad Merchant Account	0.0031	0.0037	0.0038
Aitemaad Foree Remittance Saving Account			
1 to 999,999	0.6777	0.8205	0.8466
1,000,000 to 4,999,999	0.9241	1.1188	1.1545
5,000,000 to 9,999,999	0.9549	1.1561	1.1930
Above 10,000,000	1.0165	1.2307	1.2699
Aitemaad Term Deposit Certificate (ATDC)			
ATDC of less than 1 million (profit to be paid monthly)			
1 month	0.5083	0.6154	0.6350
3 months	0.6315	0.7645	0.7889
6 months	0.6623	0.8018	0.8274
1 year	0.5113	0.6191	0.6388
3 Years	0.5175	0.6266	0.6465
5 Years	0.5206	0.6303	0.6504
ATDC of 1 million to 9.99 million (profit to be paid monthly)			
1 month	0.5144	0.6228	0.6427
3 months	0.6931	0.8391	0.8659
6 months	0.7239	0.8764	0.9043
1 year	0.5175	0.6266	0.6465
3 Years	0.5360	0.6489	0.6696
5 Years	0.5668	0.6862	0.7081
ATDC of 10 million and above (profit to be paid monthly)			
1 month	0.5206	0.6303	0.6504
3 months	0.7085	0.8578	0.8851
6 months	0.7393	0.8951	0.9236
1 year	0.5360	0.6489	0.6696
3 Years	0.5514	0.6676	0.6888
5 Years	0.5760	0.6974	0.7196
ATDC of less than 10 million (profit to be paid at maturity)			
1 month	0.5206	0.6303	0.6504
3 months	0.6931	0.8391	0.8659
6 months	0.7239	0.8764	0.9043
1 year	0.5360	0.6489	0.6696
3 Years	0.5514	0.6676	0.6888
5 Years	0.5760	0.6974	0.7196
ATDC of 10 million to 49.99 million (profit to be paid at maturity)			
1 month	0.5237	0.6340	0.6542
3 months	0.7239	0.8764	0.9043
6 months	0.7547	0.9137	0.9428
1 year	0.5452	0.6601	0.6811
3 Years	0.5668	0.6862	0.7081
5 Years	0.5791	0.7011	0.7235
ATDC of 50 million to 99.99 million (profit to be paid at maturity)			
1 month	0.5360	0.6489	0.6696
3 months	0.7393	0.8951	0.9236
6 months	0.7701	0.9324	0.9621
1 year	0.5545	0.6713	0.6927
3 Years	0.5853	0.7086	0.7312
5 Years	0.5884	0.7123	0.7350
ATDC of 100 million and above (profit to be paid at maturity)			
1 month	0.5452	0.6601	0.6811
3 months	0.7547	0.9137	0.9428
6 months	0.7855	0.9510	0.9813
1 year	0.5606	0.6788	0.7004
Charity Fund	0.5237	0.6340	0.6542
NBP General Borrowing - Head Office	1.3523	1.6372	1.6894

702

Deposits in (Pak Rupees)	May-24	Apr-24	Mar-24
--------------------------	--------	--------	--------

**TDR SPECIAL POOL D
PROFIT SHARING RATIO**

	May-24	Apr-24	Mar-24
Rab ul Mall	88%	88%	88%
Mudarib	12%	12%	12%

WEIGHTAGES ASSIGNED

Deposits in (Pak Rupees)	May-24	Apr-24	Mar-24
1 Year Special TDR - Monthly Profit	0.9879	0.9861	0.9869
1 Year Special TDR - Profit at Maturity	1.0328	1.0310	1.0318

**TDR SPECIAL POOL - E (Flexi) *
PROFIT SHARING RATIO**

	May-24	Apr-24	Mar-24
Rab ul Mall	85%	85%	85%
Mudarib	15%	15%	15%


WEIGHTAGES ASSIGNED

Deposits in (Pak Rupees)	May-24	Apr-24	Mar-24
1 Year Special TDR - 1M - 4.999M (Monthly)	0.8654	0.8647	0.8685
1 Year Special TDR - 5M - 9.999M (Monthly)	0.9319	0.9312	0.9353
1 Year Special TDR - 10M - 24.999M (Monthly)	0.9985	0.9978	1.0021
1 Year Special TDR - 25M - 49.999M (Monthly)	1.0651	1.0643	1.0689
1 Year Special TDR - 50M & Above (Monthly)	1.0984	1.0975	1.1023
1 Year Special TDR - 1M - 4.999M (Maturity)	0.8987	0.8980	0.9019
1 Year Special TDR - 5M - 9.999M (Maturity)	0.9819	0.9811	0.9854
1 Year Special TDR - 10M - 24.999M (Maturity)	1.0484	1.0476	1.0522
1 Year Special TDR - 25M - 49.999M (Maturity)	1.0984	1.0975	1.1023
1 Year Special TDR - 50M & Above (Maturity)	1.1649	1.1641	1.1691

* The term "Flexi" refers to the variation in expected profit rates offered by Mudarib (Bank) with respect to Monetary Policy Announcements and it is subject to change time by time.



 Junaid Sami Khan
 Pool Manager



 M. Fahad Siddiqui
 Wing Head - Pool Management



Historic Profit Rates

Deposits (PKR)	Jul-23	Aug-23	Sep-23	Oct-23	Nov-23	Dec-23	Jan-24	Feb-24	Mar-24
Aitemaad Saving Account									
1 to 24,999,999	7.50%	7.50%	8.50%	8.50%	8.50%	8.50%	8.50%	8.50%	8.50%
25,000,000 to 49,999,999	7.53%	7.53%	8.53%	8.53%	8.53%	8.53%	8.53%	8.53%	8.53%
50,000,000 to 99,999,999	7.55%	7.55%	8.55%	8.55%	8.55%	8.55%	8.55%	8.55%	8.55%
100,000,000 to 249,999,999	7.58%	7.58%	8.58%	8.58%	8.58%	8.58%	8.58%	8.58%	8.58%
250,000,000 to 499,999,999	7.60%	7.60%	8.60%	8.60%	8.60%	8.60%	8.60%	8.60%	8.60%
500,000,000 to 999,999,999	7.63%	7.63%	8.63%	8.63%	8.63%	8.63%	8.63%	8.63%	8.63%
1,000,000,000 & Above	7.65%	7.65%	8.65%	8.65%	8.65%	8.65%	8.65%	8.65%	8.65%
Aitemaad Asaan Saving Account									
	7.50%	7.50%	8.50%	8.50%	8.50%	8.50%	8.50%	8.50%	8.50%
Aitemaad Mahana Bachat Account									
Type I									
1 to 99,999	7.50%	7.50%	8.50%	8.50%	10.00%	10.00%	10.00%	10.00%	10.00%
100,000 to 999,999	8.25%	8.25%	9.00%	9.00%	12.00%	12.00%	11.50%	11.50%	11.50%
1,000,000 to 2,499,999	9.25%	9.25%	12.50%	12.50%	13.00%	13.00%	12.00%	12.00%	12.00%
2,500,000 to 4,999,999	9.75%	9.75%	15.00%	15.00%	15.00%	15.00%	14.00%	14.00%	14.00%
5,000,000 to 9,999,999	10.25%	10.25%	15.50%	15.50%	16.00%	16.00%	15.00%	15.00%	15.00%
10,000,000 to 24,999,999	10.50%	10.50%	16.50%	16.50%	16.50%	16.50%	15.50%	15.50%	15.50%
25,000,000 to 49,999,999	10.75%	10.75%	17.00%	17.00%	17.00%	17.00%	16.00%	16.00%	16.00%
Above 50,000,000	11.00%	11.00%	18.00%	18.00%	18.00%	18.00%	17.00%	17.00%	17.00%
Type II									
1 to 249,999	7.50%	7.50%	8.50%	8.50%	10.00%	10.00%	10.00%	10.00%	10.00%
250,000 to 2,499,999	9.75%	9.75%	12.50%	12.50%	14.00%	14.00%	13.00%	13.00%	13.00%
2,500,000 to 4,999,999	10.00%	10.00%	15.00%	15.00%	16.00%	16.00%	15.00%	15.00%	15.00%
5,000,000 to 9,999,999	10.25%	10.25%	15.50%	16.50%	17.50%	17.50%	16.50%	16.50%	16.50%
10,000,000 to 24,999,999	10.50%	10.50%	16.50%	16.50%	17.75%	17.75%	16.75%	16.75%	16.75%
25,000,000 to 49,999,999	10.75%	10.75%	17.00%	17.00%	18.00%	18.00%	17.00%	17.00%	17.00%
Above 50,000,000	11.00%	11.00%	18.00%	18.00%	18.50%	18.50%	17.50%	17.50%	17.50%
Type III									
1 to 499,999	7.50%	7.50%	8.50%	8.50%	10.00%	10.00%	10.00%	10.00%	10.00%
500,000 to 9,999,999	8.50%	8.50%	16.50%	16.50%	17.00%	17.00%	16.00%	16.00%	16.00%
10,000,000 to 100,000,000	9.25%	9.25%	17.00%	17.00%	17.50%	17.50%	16.50%	16.50%	16.50%
Above 100,000,000	9.50%	9.50%	18.00%	18.00%	18.00%	18.00%	17.00%	17.00%	17.00%
Aitemaad Income Support Account									
1 to 24,999	8.25%	8.25%	9.00%	9.00%	9.00%	9.00%	9.00%	9.00%	9.00%
25,000 to 499,999	9.75%	9.75%	10.50%	10.50%	11.00%	11.00%	11.00%	11.00%	11.00%
500,000 to 999,999	10.25%	10.25%	11.00%	11.00%	-	-	-	-	-
1,000,000 to 2,499,999	11.25%	11.25%	12.00%	12.00%	-	-	-	-	-
2,500,000 to 9,999,999	11.75%	11.75%	12.50%	12.50%	16.00%	16.00%	15.50%	15.50%	15.50%
10,000,000 to 49,999,999	11.75%	11.75%	12.50%	12.50%	17.50%	17.50%	16.50%	16.50%	16.50%
Above 50,000,000	9.25%	9.25%	10.00%	10.00%	15.00%	15.00%	14.00%	14.00%	14.00%
Aitemaad Amirah Account									
1 to 999,999	9.25%	9.25%	10.00%	10.00%	14.00%	14.00%	14.00%	14.00%	14.00%
1,000,000 to 4,999,999	10.50%	10.50%	11.25%	11.25%	16.00%	16.00%	15.00%	15.00%	15.00%
5,000,000 to 9,999,999	11.00%	11.00%	11.75%	11.75%	17.50%	17.50%	16.50%	16.50%	16.50%
Above 10,000,000	11.75%	11.75%	12.50%	12.50%	18.50%	18.50%	17.50%	17.50%	17.50%
Aitemaad Seniors Account									
1 to 999,999					14.00%	14.00%	14.00%	14.00%	14.00%
1,000,000 to 4,999,999					15.50%	15.50%	14.50%	14.50%	14.50%
5,000,000 to 9,999,999	13.25%	13.25%	14.00%	14.00%	16.50%	16.50%	15.50%	15.50%	15.50%
Above 10,000,000					18.00%	18.00%	17.00%	17.00%	17.00%
Aitemaad Institutional Deposit Account - IFIs									
1 to 9,999,999	7.50%	7.50%	8.50%	8.50%	8.50%	8.50%	8.50%	8.50%	8.50%
10,000,000 to 199,999,999	7.60%	7.60%	8.60%	8.60%	8.60%	8.60%	8.60%	8.60%	8.60%
200,000,000 to 499,999,999	7.75%	7.75%	8.75%	8.75%	8.75%	8.75%	8.75%	8.75%	8.75%
500,000,000 to 999,999,999	8.00%	8.00%	9.00%	9.00%	9.00%	9.00%	9.00%	9.00%	9.00%
1,000,000,000 and above	8.10%	8.10%	9.10%	9.10%	9.10%	9.10%	9.10%	9.10%	9.10%
Aitemaad Institutional Deposit Account - NBFIs									
1 to 9,999,999	7.50%	7.50%	8.50%	8.50%	8.50%	8.50%	8.50%	8.50%	8.50%
10,000,000 to 299,999,999	8.00%	8.00%	9.00%	9.00%	9.00%	9.00%	9.00%	9.00%	9.00%
300,000,000 to 599,999,999	8.25%	8.25%	9.25%	9.25%	9.25%	9.25%	9.25%	9.25%	9.25%
600,000,000 to 999,999,999	8.75%	8.75%	9.75%	9.75%	9.75%	9.75%	9.75%	9.75%	9.75%
1 billion to 1.99 billion	9.10%	9.10%	10.10%	10.10%	10.10%	10.10%	10.10%	10.10%	10.10%
2 billion and above	7.50%	7.50%	8.50%	8.50%	8.50%	8.50%	8.50%	8.50%	8.50%
Aitemaad Merchant Account									
	0.05%	0.05%	0.05%	0.05%	0.05%	0.05%	0.05%	0.05%	0.05%
Aitemaad Foree Remittance Saving Account									
1 to 999,999					11.00%	11.00%	11.00%	11.00%	11.00%
1,000,000 to 4,999,999	10.00%	10.00%	10.75%	10.75%	16.00%	16.00%	15.00%	15.00%	15.00%
5,000,000 to 9,999,999					16.50%	16.50%	15.50%	15.50%	15.50%
Above 10,000,000					17.50%	17.50%	16.50%	16.50%	16.50%
ATDC of less than 1 million (profit to be paid monthly)									
1 month	7.50%	7.50%	8.25%	8.25%	8.25%	8.25%	8.25%	8.25%	8.25%
3 months	9.50%	9.50%	10.25%	10.25%	10.25%	10.25%	10.25%	10.25%	10.25%
6 months	10.00%	10.00%	10.75%	10.75%	10.75%	10.75%	10.75%	10.75%	10.75%
1 year	7.55%	7.55%	8.30%	8.30%	8.30%	8.30%	8.30%	8.30%	8.30%
3 Years	7.65%	7.65%	8.40%	8.40%	8.40%	8.40%	8.40%	8.40%	8.40%
5 Years	7.70%	7.70%	8.45%	8.45%	8.45%	8.45%	8.45%	8.45%	8.45%

A Jan 24

Historic Profit Rates

Deposits (PKR)	Jul-23	Aug-23	Sep-23	Oct-23	Nov-23	Dec-23	Jan-24	Feb-24	Mar-24
ATDC of 1 million to 9.99 million (profit to be paid monthly)									
1 month	7.60%	7.60%	8.35%	8.35%	8.35%	8.35%	8.35%	8.35%	8.35%
3 months	10.50%	10.50%	11.25%	11.25%	11.25%	11.25%	11.25%	11.25%	11.25%
6 months	11.00%	11.00%	11.75%	11.75%	11.75%	11.75%	11.75%	11.75%	11.75%
1 year	7.65%	7.65%	8.40%	8.40%	8.40%	8.40%	8.40%	8.40%	8.40%
3 Years	7.95%	7.95%	8.70%	8.70%	8.70%	8.70%	8.70%	8.70%	8.70%
5 Years	8.45%	8.45%	9.20%	9.20%	9.20%	9.20%	9.20%	9.20%	9.20%
ATDC of 10 million and above (profit to be paid monthly)									
1 month	7.70%	7.70%	8.45%	8.45%	8.45%	8.45%	8.45%	8.45%	8.45%
3 months	10.75%	10.75%	11.50%	11.50%	11.50%	11.50%	11.50%	11.50%	11.50%
6 months	11.25%	11.25%	12.00%	12.00%	12.00%	12.00%	12.00%	12.00%	12.00%
1 year	7.95%	7.95%	8.70%	8.70%	8.70%	8.70%	8.70%	8.70%	8.70%
3 Years	8.20%	8.20%	8.95%	8.95%	8.95%	8.95%	8.95%	8.95%	8.95%
5 Years	8.60%	8.60%	9.35%	9.35%	9.35%	9.35%	9.35%	9.35%	9.35%
ATDC of less than 10 million (profit to be paid at maturity)									
1 month	7.70%	7.70%	8.45%	8.45%	8.45%	8.45%	8.45%	8.45%	8.45%
03 months	10.50%	10.50%	11.25%	11.25%	11.25%	11.25%	11.25%	11.25%	11.25%
6 months	11.00%	11.00%	11.75%	11.75%	11.75%	11.75%	11.75%	11.75%	11.75%
1 year	7.95%	7.95%	8.70%	8.70%	8.70%	8.70%	8.70%	8.70%	8.70%
3 Years	8.20%	8.20%	8.95%	8.95%	8.95%	8.95%	8.95%	8.95%	8.95%
5 Years	8.60%	8.60%	9.35%	9.35%	9.35%	9.35%	9.35%	9.35%	9.35%
ATDC of 10 million to 49.9 million (profit to be paid at maturity)									
1 month	7.75%	7.75%	8.50%	8.50%	8.50%	8.50%	8.50%	8.50%	8.50%
03 months	11.00%	11.00%	11.75%	11.75%	11.75%	11.75%	11.75%	11.75%	11.75%
6 months	11.50%	11.50%	12.25%	12.25%	12.25%	12.25%	12.25%	12.25%	12.25%
1 year	8.10%	8.10%	8.85%	8.85%	8.85%	8.85%	8.85%	8.85%	8.85%
3 Years	8.45%	8.45%	9.20%	9.20%	9.20%	9.20%	9.20%	9.20%	9.20%
5 Years	8.65%	8.65%	9.40%	9.40%	9.40%	9.40%	9.40%	9.40%	9.40%
ATDC of 50 million to 99.99 million (profit to be paid at maturity)									
1 month	7.95%	7.95%	8.70%	8.70%	8.70%	8.70%	8.70%	8.70%	8.70%
3 months	11.25%	11.25%	12.00%	12.00%	12.00%	12.00%	12.00%	12.00%	12.00%
6 months	11.75%	11.75%	12.50%	12.50%	12.50%	12.50%	12.50%	12.50%	12.50%
1 year	8.25%	8.25%	9.00%	9.00%	9.00%	9.00%	9.00%	9.00%	9.00%
3 Years	8.75%	8.75%	9.50%	9.50%	9.50%	9.50%	9.50%	9.50%	9.50%
5 Years	8.70%	8.70%	9.55%	9.55%	9.55%	9.55%	9.55%	9.55%	9.55%
ATDC of 100 million and above (profit to be paid at maturity)									
1 month	8.10%	8.10%	8.85%	8.85%	8.85%	8.85%	8.85%	8.85%	8.85%
3 months	11.50%	11.50%	12.25%	12.25%	12.25%	12.25%	12.25%	12.25%	12.25%
6 months	12.00%	12.00%	12.75%	12.75%	12.75%	12.75%	12.75%	12.75%	12.75%
1 year	8.35%	8.35%	9.10%	9.10%	9.10%	9.10%	9.10%	9.10%	9.10%

For Asaan Saving Account, where in case of exceeding the tier amount due to profit payment, same weightage are applicable to differential amount (i.e. above PKR 500,000) for profit payment

Profit Distribution - Special TDR Pool D


Deposits (PKR)	Jul-23	Aug-23	Sep-23	Oct-23	Nov-23	Dec-23	Jan-24	Feb-24	Mar-24
1 Year Special ATDC - Monthly Profit	11.00%	11.00%	11.00%	11.00%	11.00%	11.00%	11.00%	11.00%	11.00%
1 Year Special ATDC - Profit at Maturity	11.50%	11.50%	11.50%	11.50%	11.50%	11.50%	11.50%	11.50%	11.50%

Profit Distribution - Special TDR Pool E (Flexi)

Deposits (PKR)	Jul-23	Aug-23	Sep-23	Oct-23	Nov-23	Dec-23	Jan-24	Feb-24	Mar-24
PLS Term Deposit - Special 1 Year Monthly - 1,000,000.00 - 4,999,999.99	14.00%	14.00%	14.00%	14.00%	14.00%	14.00%	13.10%	13.00%	13.00%
PLS Term Deposit - Special 1 Year Monthly - 5,000,000.00 - 9,999,999.99	15.00%	15.00%	15.00%	15.00%	15.00%	15.00%	14.10%	14.00%	14.00%
PLS Term Deposit - Special 1 Year Monthly - 10,000,000.00 - 24,999,999.99	16.00%	16.00%	16.00%	16.00%	16.00%	16.00%	15.11%	15.00%	15.00%
PLS Term Deposit - Special 1 Year Monthly - 25,000,000.00 - 49,999,999.99	17.00%	17.00%	17.00%	17.00%	17.00%	17.00%	16.12%	16.00%	16.00%
PLS Term Deposit - Special 1 Year Monthly - 50,000,000.00 & Above	17.50%	17.50%	17.50%	17.50%	17.50%	17.50%	16.62%	16.50%	16.50%
TDR 1 Years - Special at Maturity - 1,000,000.00 - 4,999,999.99	14.50%	14.50%	14.50%	14.50%	14.50%	14.50%	13.60%	13.50%	13.50%
PLS Term Deposit - Special 1 Year Maturity - 5,000,000.00 - 9,999,999.99	15.75%	15.75%	15.75%	15.75%	15.75%	15.75%	14.86%	14.75%	14.75%
PLS Term Deposit - Special 1 Year Maturity - 10,000,000.00 - 24,999,999.99	16.75%	16.75%	16.75%	16.75%	16.75%	16.75%	15.87%	15.75%	15.75%
PLS Term Deposit - Special 1 Year Maturity - 25,000,000.00 - 49,999,999.99	17.50%	17.50%	17.50%	17.50%	17.50%	17.50%	16.62%	16.50%	16.50%
PLS Term Deposit - Special 1 Year Maturity - 50,000,000.00 & Above	18.50%	18.50%	18.50%	18.50%	18.50%	18.50%	17.63%	17.50%	17.50%

Note: Provisional Profit for the Month of March was paid on 08 April, 2024, subject to the settlement (if any). However, actual profit rates (finalized in profit distribution) require no further settlement after realization.


Junaid Sami Khan
Pool Manager


M. Fahad Siddiqui
Wing Head - Pool Management

Historic Profit Rates

Deposits (PKR)	Jan-23	Feb-23	Mar-23	Apr-23	May-23	Jun-23
Aitemaad Saving Account						
1 to 24,999,999	5.50%	6.00%	6.00%	7.00%	7.00%	7.00%
25,000,000 to 49,999,999	5.53%	6.03%	6.03%	7.03%	7.03%	7.03%
50,000,000 to 99,999,999	5.55%	6.05%	6.05%	7.05%	7.05%	7.05%
100,000,000 to 249,999,999	5.58%	6.08%	6.08%	7.08%	7.08%	7.08%
250,000,000 to 499,999,999	5.60%	6.10%	6.10%	7.10%	7.10%	7.10%
500,000,000 to 999,999,999	5.63%	6.13%	6.13%	7.13%	7.13%	7.13%
1,000,000,000 & Above	5.65%	6.15%	6.15%	7.15%	7.15%	7.15%
Aitemaad Asaan Saving Account						
	5.50%	6.00%	6.00%	7.00%	7.00%	7.00%
Aitemaad Mahana Bachat Account						
Type I						
1 to 99,999	5.75%	6.00%	6.00%	7.00%	7.00%	7.00%
100,000 to 999,999	6.75%	6.75%	6.75%	7.75%	7.75%	7.75%
1,000,000 to 2,499,999	7.75%	7.75%	7.75%	8.75%	8.75%	8.75%
2,500,000 to 4,999,999	8.25%	8.25%	8.25%	9.25%	9.25%	9.25%
5,000,000 to 9,999,999	8.75%	8.75%	8.75%	9.75%	9.75%	9.75%
10,000,000 to 24,999,999	9.00%	9.00%	9.00%	10.00%	10.00%	10.00%
25,000,000 to 49,999,999	9.25%	9.25%	9.25%	10.25%	10.25%	10.25%
Above 50,000,000	9.50%	9.50%	9.50%	10.50%	10.50%	10.50%
Type II						
1 to 249,999	5.75%	6.00%	6.00%	7.00%	7.00%	7.00%
250,000 to 2,499,999	8.25%	8.25%	8.25%	9.25%	9.25%	9.25%
2,500,000 to 4,999,999	8.50%	8.50%	8.50%	9.50%	9.50%	9.50%
5,000,000 to 9,999,999	8.75%	8.75%	8.75%	9.75%	9.75%	9.75%
10,000,000 to 24,999,999	9.00%	9.00%	9.00%	10.00%	10.00%	10.00%
25,000,000 to 49,999,999	9.25%	9.25%	9.25%	10.25%	10.25%	10.25%
Above 50,000,000	9.50%	9.50%	9.50%	10.50%	10.50%	10.50%
Type III						
1 to 499,999	5.75%	6.00%	6.00%	7.00%	7.00%	7.00%
500,000 to 9,999,999	7.00%	7.00%	7.00%	8.00%	8.00%	8.00%
10,000,000 to 100,000,000	7.75%	7.75%	7.75%	8.75%	8.75%	8.75%
Above 100,000,000	8.00%	8.00%	8.00%	9.00%	9.00%	9.00%
Aitemaad Income Support Account						
1 to 24,999	6.75%	6.75%	6.75%	7.75%	7.75%	7.75%
25,000 to 499,999	8.25%	8.25%	8.25%	9.25%	9.25%	9.25%
500,000 to 999,999	8.75%	8.75%	8.75%	9.75%	9.75%	9.75%
1,000,000 to 9,999,999	9.75%	9.75%	9.75%	10.75%	10.75%	10.75%
10,000,000 to 49,999,999	10.25%	10.25%	10.25%	11.25%	11.25%	11.25%
Above 50,000,000	7.75%	7.75%	7.75%	8.75%	8.75%	8.75%
Aitemaad Amirah Account						
1 to 999,999	7.75%	7.75%	7.75%	8.75%	8.75%	8.75%
1,000,000 to 4,999,999	9.00%	9.00%	9.00%	10.00%	10.00%	10.00%
5,000,000 to 9,999,999	9.50%	9.50%	9.50%	10.50%	10.50%	10.50%
Above 10,000,000	10.25%	10.25%	10.25%	11.25%	11.25%	11.25%
Aitemaad Seniors Account						
	10.25%	11.75%	11.75%	12.75%	12.75%	12.75%
Aitemaad Institutional Deposit Account - IFIs						
1 to 9,999,999	6.25%	6.25%	6.25%	7.00%	7.00%	7.00%
10,000,000 to 199,999,999	6.35%	6.35%	6.35%	7.10%	7.10%	7.10%
200,000,000 to 499,999,999	6.50%	6.50%	6.50%	7.25%	7.25%	7.25%
500,000,000 to 999,999,999	6.75%	6.75%	6.75%	7.50%	7.50%	7.50%
1,000,000,000 and above	6.85%	6.85%	6.85%	7.60%	7.60%	7.60%
Aitemaad Institutional Deposit Account - NBFIs						
1 to 9,999,999	6.25%	6.25%	6.25%	7.00%	7.00%	7.00%
10,000,000 to 299,999,999	6.75%	6.75%	6.75%	7.50%	7.50%	7.50%
300,000,000 to 599,999,999	7.00%	7.00%	7.00%	7.75%	7.75%	7.75%
600,000,000 to 999,999,999	7.50%	7.50%	7.50%	8.25%	8.25%	8.25%
1 billion to 1.99 billion	7.85%	7.85%	7.85%	8.60%	8.60%	8.60%
2 billion and above	6.25%	6.25%	6.25%	7.00%	7.00%	7.00%
Aitemaad Merchant Account						
	0.05%	0.05%	0.05%	0.05%	0.05%	0.05%
Aitemaad Foree Remittance Saving Account						
	9.00%	9.00%	9.00%	9.50%	9.50%	9.50%
ATDC of less than 1 million (profit to be paid monthly)						
1 month	5.50%	6.00%	6.00%	7.00%	7.00%	7.00%
3 months	9.00%	9.00%	9.00%	9.00%	9.00%	9.00%
6 months	9.50%	9.50%	9.50%	9.50%	9.50%	9.50%
1 year	5.45%	6.05%	6.05%	7.05%	7.05%	7.05%
3 Years	5.95%	6.15%	6.15%	7.15%	7.15%	7.15%
5 Years	6.20%	6.20%	6.20%	7.20%	7.20%	7.20%

e 7a.

Historic Profit Rates

Deposits (PKR)	Jan-23	Feb-23	Mar-23	Apr-23	May-23	Jun-23
ATDC of 1 million to 9.99 million (profit to be paid monthly)						
1 month	5.70%	6.10%	6.10%	7.10%	7.10%	7.10%
3 months	10.00%	10.00%	10.00%	10.00%	10.00%	10.00%
6 months	10.50%	10.50%	10.50%	10.50%	10.50%	10.50%
1 year	5.95%	6.15%	6.15%	7.15%	7.15%	7.15%
3 Years	6.45%	6.45%	6.45%	7.45%	7.45%	7.45%
5 Years	6.95%	6.95%	6.95%	7.95%	7.95%	7.95%
ATDC of 10 million and above (profit to be paid monthly)						
1 month	5.95%	6.20%	6.20%	7.20%	7.20%	7.20%
3 months	10.25%	10.25%	10.25%	10.25%	10.25%	10.25%
6 months	10.75%	10.75%	10.75%	10.75%	10.75%	10.75%
1 year	6.20%	6.45%	6.45%	7.45%	7.45%	7.45%
3 Years	6.70%	6.70%	6.70%	7.70%	7.70%	7.70%
5 Years	7.10%	7.10%	7.10%	8.10%	8.10%	8.10%
ATDC of less than 10 million (profit to be paid at maturity)						
1 month	5.70%	6.20%	6.20%	7.20%	7.20%	7.20%
03 months	9.50%	10.00%	10.00%	10.00%	10.00%	10.00%
6 months	10.00%	10.50%	10.50%	10.50%	10.50%	10.50%
1 year	6.20%	6.45%	6.45%	7.45%	7.45%	7.45%
3 Years	6.70%	6.70%	6.70%	7.70%	7.70%	7.70%
5 Years	7.10%	7.10%	7.10%	8.10%	8.10%	8.10%
ATDC of 10 million to 49.9 million (profit to be paid at maturity)						
1 month	5.95%	6.25%	6.25%	7.25%	7.25%	7.25%
03 months	10.50%	10.50%	10.50%	10.50%	10.50%	10.50%
6 months	11.00%	11.00%	11.00%	11.00%	11.00%	11.00%
1 year	6.45%	6.60%	6.60%	7.60%	7.60%	7.60%
3 Years	6.95%	6.95%	6.95%	7.95%	7.95%	7.95%
5 Years	7.15%	7.15%	7.15%	8.15%	8.15%	8.15%
ATDC of 50 million to 99.99 million (profit to be paid at maturity)						
1 month	6.45%	6.45%	6.45%	7.45%	7.45%	7.45%
3 months	10.75%	10.75%	10.75%	10.75%	10.75%	10.75%
6 months	11.25%	11.25%	11.25%	11.25%	11.25%	11.25%
1 year	6.75%	6.75%	6.75%	7.75%	7.75%	7.75%
3 Years	7.25%	7.25%	7.25%	8.25%	8.25%	8.25%
5 Years	7.20%	7.20%	7.20%	8.20%	8.20%	8.20%
ATDC of 100 million and above (profit to be paid at maturity)						
1 month	6.60%	6.60%	6.60%	7.60%	7.60%	7.60%
3 months	11.00%	11.00%	11.00%	11.00%	11.00%	11.00%
6 months	11.50%	11.50%	11.50%	11.50%	11.50%	11.50%
1 year	6.70%	6.85%	6.85%	7.85%	7.85%	7.85%

For Asaan Saving Account, where in case of exceeding the tier amount due to profit payment, same weightage are applicable to differential amount (i.e. above PKR. 500,000) for profit payment

Profit Distribution - Special TDR Pool C

Deposits (PKR)	Jan-23	Feb-23	Mar-23	Apr-23	May-23	Jun-23
1 Year Special ATDC - Monthly Profit	9.00%	9.00%	9.00%	9.00%	9.00%	-
1 Year Special ATDC - Profit at Maturity	9.25%	9.25%	9.25%	9.25%	9.25%	-


Profit Distribution - Special TDR Pool D

Deposits (PKR)	Jan-23	Feb-23	Mar-23	Apr-23	May-23	Jun-23
1 Year Special ATDC - Monthly Profit	11.00%	11.00%	11.00%	11.00%	11.00%	11.00%
1 Year Special ATDC - Profit at Maturity	11.50%	11.50%	11.50%	11.50%	11.50%	11.50%

Profit Distribution - Special TDR Pool E (Flexi)

Deposits (PKR)	Jan-23	Feb-23	Mar-23	Apr-23	May-23	Jun-23
PLS Term Deposit - Special 1 Year Monthly - 1,000,000.00 - 4,999,999.99	-	-	-	14.00%	14.00%	14.00%
PLS Term Deposit - Special 1 Year Monthly - 5,000,000.00 - 9,999,999.99	-	-	-		15.00%	15.00%
PLS Term Deposit - Special 1 Year Monthly - 10,000,000.00 - 24,999,999.99	-	-	-		16.00%	16.00%
PLS Term Deposit - Special 1 Year Monthly - 25,000,000.00 - 49,999,999.99	-	-	-		17.00%	17.00%
PLS Term Deposit - Special 1 Year Monthly - 50,000,000.00 & Above	-	-	-		17.50%	17.50%
TDR 1 Years - Special at Maturity - 1,000,000.00 - 4,999,999.99	-	-	-	14.50%	14.50%	14.50%
PLS Term Deposit - Special 1 Year Monthly - 5,000,000.00 - 9,999,999.99	-	-	-		15.75%	15.75%
PLS Term Deposit - Special 1 Year Monthly - 10,000,000.00 - 24,999,999.99	-	-	-		16.75%	16.75%
PLS Term Deposit - Special 1 Year Monthly - 25,000,000.00 - 49,999,999.99	-	-	-		17.50%	17.50%
PLS Term Deposit - Special 1 Year Monthly - 50,000,000.00 & Above	-	-	-		18.50%	18.50%


M. Owais Khan
Pool Manager


M. Fahad Siddiqui
Wing Head - Pool Management



Profit Distribution - General Pool

9-Jan-23

Historic Profit Rates

Deposits (PKR)	Jul-22	Aug-22	Sep-22	Oct-22	Nov-22	Dec-22
Aitemaad Saving Account						
1 to 24,999,999	4.60%	5.00%	5.00%	5.00%	5.00%	5.50%
25,000,000 to 49,999,999	4.63%	5.03%	5.03%	5.03%	5.03%	5.53%
50,000,000 to 99,999,999	4.65%	5.05%	5.05%	5.05%	5.05%	5.55%
100,000,000 to 249,999,999	4.68%	5.08%	5.08%	5.08%	5.08%	5.58%
250,000,000 to 499,999,999	4.70%	5.10%	5.10%	5.10%	5.10%	5.60%
500,000,000 to 999,999,999	4.73%	5.13%	5.13%	5.13%	5.13%	5.63%
1,000,000,000 & Above	4.75%	5.15%	5.15%	5.15%	5.15%	5.65%
Aitemaad Asaan Saving Account						
	4.60%	5.00%	5.00%	5.00%	5.00%	5.50%
Aitemaad Mahana Bachat Account						
Type I						
1 to 99,999	5.50%	5.50%	5.50%	5.50%	5.50%	5.75%
100,000 to 999,999	6.50%	6.50%	6.50%	6.50%	6.50%	6.75%
1,000,000 to 2,499,999	7.50%	7.50%	7.50%	7.50%	7.50%	7.75%
2,500,000 to 4,999,999	8.00%	8.00%	8.00%	8.00%	8.00%	8.25%
5,000,000 to 9,999,999	8.50%	8.50%	8.50%	8.50%	8.50%	8.75%
10,000,000 to 24,999,999	8.75%	8.75%	8.75%	8.75%	8.75%	9.00%
25,000,000 to 49,999,999	9.00%	9.00%	9.00%	9.00%	9.00%	9.25%
Above 50,000,000	9.25%	9.25%	9.25%	9.25%	9.25%	9.50%
Type II						
1 to 249,999	5.50%	5.50%	5.50%	5.50%	5.50%	5.75%
250,000 to 2,499,999	8.00%	8.00%	8.00%	8.00%	8.00%	8.25%
2,500,000 to 4,999,999	8.25%	8.25%	8.25%	8.25%	8.25%	8.50%
5,000,000 to 9,999,999	8.50%	8.50%	8.50%	8.50%	8.50%	8.75%
10,000,000 to 24,999,999	8.75%	8.75%	8.75%	8.75%	8.75%	9.00%
25,000,000 to 49,999,999	9.00%	9.00%	9.00%	9.00%	9.00%	9.25%
Above 50,000,000	9.25%	9.25%	9.25%	9.25%	9.25%	9.50%
Type III						
1 to 499,999	5.50%	5.50%	5.50%	5.50%	5.50%	5.75%
500,000 to 9,999,999	6.75%	6.75%	6.75%	6.75%	6.75%	7.00%
10,000,000 to 100,000,000	7.50%	7.50%	7.50%	7.50%	7.50%	7.75%
Above 100,000,000	7.75%	7.75%	7.75%	7.75%	7.75%	8.00%
Aitemaad Income Support Account						
1 to 24,999	6.50%	6.50%	6.50%	6.50%	6.50%	6.75%
25,000 to 499,999	8.00%	8.00%	8.00%	8.00%	8.00%	8.25%
500,000 to 999,999	8.50%	8.50%	8.50%	8.50%	8.50%	8.75%
1,000,000 to 9,999,999	9.50%	9.50%	9.50%	9.50%	9.50%	9.75%
10,000,000 to 49,999,999	10.00%	10.00%	10.00%	10.00%	10.00%	10.25%
Above 50,000,000	7.50%	7.50%	7.50%	7.50%	7.50%	7.75%
Aitemaad Amirah Account **						
1 to 999,999	7.50%	7.50%	7.50%	7.50%	7.50%	7.75%
1,000,000 to 4,999,999	8.75%	8.75%	8.75%	8.75%	8.75%	9.00%
5,000,000 to 9,999,999	9.25%	9.25%	9.25%	9.25%	9.25%	9.50%
Above 10,000,000	10.00%	10.00%	10.00%	10.00%	10.00%	10.25%
Aitemaad Seniors Account						
	10.00%	10.00%	10.00%	10.00%	10.00%	10.25%
Aitemaad Institutional Deposit Account - IFIs						
1 to 9,999,999	6.25%	6.25%	6.25%	6.25%	6.25%	6.25%
10,000,000 to 199,999,999	6.35%	6.35%	6.35%	6.35%	6.35%	6.35%
200,000,000 to 499,999,999	6.50%	6.50%	6.50%	6.50%	6.50%	6.50%
500,000,000 to 999,999,999	6.75%	6.75%	6.75%	6.75%	6.75%	6.75%
1,000,000,000 and above	6.85%	6.85%	6.85%	6.85%	6.85%	6.85%
Aitemaad Institutional Deposit Account - NBFIs						
1 to 9,999,999	6.25%	6.25%	6.25%	6.25%	6.25%	6.25%
10,000,000 to 299,999,999	6.75%	6.75%	6.75%	6.75%	6.75%	6.75%
300,000,000 to 599,999,999	7.00%	7.00%	7.00%	7.00%	7.00%	7.00%
600,000,000 to 999,999,999	7.50%	7.50%	7.50%	7.50%	7.50%	7.50%
1 billion to 1.99 billion	7.85%	7.85%	7.85%	7.85%	7.85%	7.85%
2 billion and above	6.25%	6.25%	6.25%	6.25%	6.25%	6.25%
Aitemaad Merchant Account						
	0.05%	0.05%	0.05%	0.05%	0.05%	0.05%
Aitemaad Foree Remittance Saving Account						
	9.00%	9.00%	9.00%	9.00%	9.00%	9.00%

Historic Profit Rates

Deposits (PKR)	Jul-22	Aug-22	Sep-22	Oct-22	Nov-22	Dec-22
ATDC of less than 1 million (profit to be paid monthly)						
1 month	4.60%	5.00%	5.00%	5.00%	5.00%	5.50%
3 months	9.00%	9.00%	9.00%	9.00%	9.00%	9.00%
6 months	9.50%	9.50%	9.50%	9.50%	9.50%	9.50%
1 year	5.45%	5.45%	5.45%	5.45%	5.45%	5.45%
3 Years	5.95%	5.95%	5.95%	5.95%	5.95%	5.95%
5 Years	6.20%	6.20%	6.20%	6.20%	6.20%	6.20%
ATDC of 1 million to 9.99 million (profit to be paid monthly)						
1 month	5.20%	5.20%	5.20%	5.20%	5.20%	5.70%
3 months	10.00%	10.00%	10.00%	10.00%	10.00%	10.00%
6 months	10.50%	10.50%	10.50%	10.50%	10.50%	10.50%
1 year	5.95%	5.95%	5.95%	5.95%	5.95%	5.95%
3 Years	6.45%	6.45%	6.45%	6.45%	6.45%	6.45%
5 Years	6.95%	6.95%	6.95%	6.95%	6.95%	6.95%
ATDC of 10 million and above (profit to be paid monthly)						
1 month	5.45%	5.45%	5.45%	5.45%	5.45%	5.95%
3 months	10.25%	10.25%	10.25%	10.25%	10.25%	10.25%
6 months	10.75%	10.75%	10.75%	10.75%	10.75%	10.75%
1 year	6.20%	6.20%	6.20%	6.20%	6.20%	6.20%
3 Years	6.70%	6.70%	6.70%	6.70%	6.70%	6.70%
5 Years	7.10%	7.10%	7.10%	7.10%	7.10%	7.10%
ATDC of less than 10 million (profit to be paid at maturity)						
1 month	5.20%	5.20%	5.20%	5.20%	5.20%	5.70%
03 months	9.50%	9.50%	9.50%	9.50%	9.50%	9.50%
6 months	10.00%	10.00%	10.00%	10.00%	10.00%	10.00%
1 year	6.20%	6.20%	6.20%	6.20%	6.20%	6.20%
3 Years	6.70%	6.70%	6.70%	6.70%	6.70%	6.70%
5 Years	7.10%	7.10%	7.10%	7.10%	7.10%	7.10%
ATDC of 10 million to 49.9 million (profit to be paid at maturity)						
1 month	5.45%	5.45%	5.45%	5.45%	5.45%	5.95%
03 months	10.50%	10.50%	10.50%	10.50%	10.50%	10.50%
6 months	11.00%	11.00%	11.00%	11.00%	11.00%	11.00%
1 year	6.45%	6.45%	6.45%	6.45%	6.45%	6.45%
3 Years	6.95%	6.95%	6.95%	6.95%	6.95%	6.95%
5 Years	7.15%	7.15%	7.15%	7.15%	7.15%	7.15%
ATDC of 50 million to 99.99 million (profit to be paid at maturity)						
1 month	5.95%	5.95%	5.95%	5.95%	5.95%	6.45%
3 months	10.75%	10.75%	10.75%	10.75%	10.75%	10.75%
6 months	11.25%	11.25%	11.25%	11.25%	11.25%	11.25%
1 year	6.75%	6.75%	6.75%	6.75%	6.75%	6.75%
3 Years	7.25%	7.25%	7.25%	7.25%	7.25%	7.25%
5 Years	7.20%	7.20%	7.20%	7.20%	7.20%	7.20%
ATDC of 100 million and above (profit to be paid at maturity)						
1 month	6.10%	6.10%	6.10%	6.10%	6.10%	6.60%
3 months	11.00%	11.00%	11.00%	11.00%	11.00%	11.00%
6 months	11.50%	11.50%	11.50%	11.50%	11.50%	11.50%
1 year	6.70%	6.70%	6.70%	6.70%	6.70%	6.70%

For Asaan Saving Account, where in case of exceeding the tier amount due to profit payment, same weightage are applicable to differential amount (i.e. above PKR. 500,000) for profit payment

Profit Distribution - Special TDR Pool C

Deposits (PKR)	Jul-22	Aug-22	Sep-22	Oct-22	Nov-22	Dec-22
1 Year Special ATDC - Monthly Profit	9.00%	9.00%	9.00%	9.00%	9.00%	9.00%
1 Year Special ATDC - Profit at Maturity	9.25%	9.25%	9.25%	9.25%	9.25%	9.25%

Profit Distribution - Special TDR Pool D

Deposits (PKR)	Jul-22	Aug-22	Sep-22	Oct-22	Nov-22	Dec-22
1 Year Special ATDC - Monthly Profit	11.00%	11.00%	11.00%	11.00%	11.00%	11.00%
1 Year Special ATDC - Profit at Maturity	11.50%	11.50%	11.50%	11.50%	11.50%	11.50%

M. Owais Khan
Pool Manager

M. Fahad Siddiqui
Wing Head - Pool Management

Historic Profit Rates

Deposits (PKR)	Jan-22	Feb-22	Mar-22	Apr-22	May-22	Jun-22
Saving Deposits						
1 to 24,999,999	3.50%	3.60%	3.60%	3.60%	4.10%	4.35%
25,000,000 to 49,999,999	3.60%	3.70%	3.70%	3.70%	4.15%	4.40%
50,000,000 to 99,999,999	3.70%	3.80%	3.80%	3.80%	4.20%	4.45%
100,000,000 to 249,999,999	3.75%	3.85%	3.85%	3.85%	4.25%	4.50%
250,000,000 to 499,999,999	3.80%	3.90%	3.90%	3.90%	4.30%	4.55%
500,000,000 to 999,999,999	3.90%	4.00%	4.00%	4.00%	4.40%	4.65%
1,000,000,000 & Above	4.00%	4.10%	4.10%	4.10%	4.50%	4.75%
Aitemaad Asaan Saving Deposits *	3.50%	3.60%	3.60%	3.60%	4.10%	4.35%
Aitemaad Mahana Bachat Account						
Type I						
1 to 99,999	5.25%	5.25%	5.25%	5.25%	5.25%	5.50%
100,000 to 999,999	6.25%	6.25%	6.25%	6.25%	6.25%	6.50%
1,000,000 to 9,999,999	6.75%	7.00%	7.00%	7.00%	7.00%	7.25%
10,000,000 and above	7.25%	7.25%	7.25%	7.25%	7.25%	7.50%
Type II						
1 to 249,999	5.25%	5.25%	5.25%	5.25%	5.25%	5.50%
250,000 to 4,999,999	6.25%	6.50%	6.50%	6.50%	6.50%	6.75%
5,000,000 to 50,000,000	6.75%	7.25%	7.25%	7.25%	7.25%	7.50%
Above 50,000,000	7.25%	7.50%	7.50%	7.50%	7.50%	7.75%
Type III						
1 to 499,999	5.25%	5.25%	5.25%	5.25%	5.25%	5.50%
500,000 to 9,999,999	6.25%	6.50%	6.50%	6.50%	6.50%	6.75%
10,000,000 to 100,000,000	6.75%	7.25%	7.25%	7.25%	7.25%	7.50%
Above 100,000,000	7.25%	7.50%	7.50%	7.50%	7.50%	7.75%
Aitemaad Income Support Account						
1 to 24,999	6.00%	6.25%	6.25%	6.25%	6.25%	6.50%
25,000 to 499,999	6.50%	6.75%	6.75%	6.75%	6.75%	7.00%
500,000 to 999,999	7.00%	7.25%	7.25%	7.25%	7.25%	7.50%
1,000,000 to 5,000,000	7.25%	7.50%	7.50%	7.50%	7.50%	7.75%
Above 5,000,000	6.00%	6.25%	6.25%	6.25%	6.25%	6.50%
Aitemaad Seniors Account (1 to 1,000,000,000)						
	7.50%	8.00%	8.00%	8.00%	8.00%	8.25%
Aitemaad Institutional Deposit Account - IFIs						
1 to 9,999,999	6.00%	6.00%	6.00%	6.00%	6.00%	6.25%
10,000,000 to 199,999,999	6.10%	6.10%	6.10%	6.10%	6.10%	6.35%
200,000,000 to 499,999,999	6.25%	6.25%	6.25%	6.25%	6.25%	6.50%
500,000,000 to 999,999,999	6.50%	6.50%	6.50%	6.50%	6.50%	6.75%
1,000,000,000 and above	6.60%	6.60%	6.60%	6.60%	6.60%	6.85%
Aitemaad Institutional Deposit Account - NBFIs						
1 to 9,999,999	6.00%	6.00%	6.00%	6.00%	6.00%	6.25%
10,000,000 to 299,999,999	6.50%	6.50%	6.50%	6.50%	6.50%	6.75%
300,000,000 to 599,999,999	6.75%	6.75%	6.75%	6.75%	6.75%	7.00%
600,000,000 to 999,999,999	7.25%	7.25%	7.25%	7.25%	7.25%	7.50%
1 billion to 1.99 billion	7.60%	7.60%	7.60%	7.60%	7.60%	7.85%
2 billion and above	6.00%	6.00%	6.00%	6.00%	6.00%	6.25%
Aitemaad Merchant Account						
	0.05%	0.05%	0.05%	0.05%	0.05%	0.05%
Aitemaad Foree Remittance Saving Account						
	5.25%	5.75%	5.75%	5.75%	5.75%	6.00%
TDR of less than 1 million (profit to be paid monthly)						
1 month	4.25%	4.35%	4.35%	4.35%	4.35%	4.60%
3 months	4.35%	4.45%	4.45%	4.45%	4.45%	4.70%
6 months	4.85%	4.95%	4.95%	4.95%	4.95%	5.20%
1 year	5.10%	5.20%	5.20%	5.20%	5.20%	5.45%
3 Years	5.60%	5.70%	5.70%	5.70%	5.70%	5.95%
5 Years	5.85%	5.95%	5.95%	5.95%	5.95%	6.20%
TDR of 1 million to 9.99 million (profit to be paid monthly)						
1 month	4.85%	4.95%	4.95%	4.95%	4.95%	5.20%
3 months	5.10%	5.20%	5.20%	5.20%	5.20%	5.45%

79. CM

Historic Profit Rates

Deposits (PKR)	Jan-22	Feb-22	Mar-22	Apr-22	May-22	Jun-22
6 months	5.35%	5.45%	5.45%	5.45%	5.45%	5.70%
1 year	5.60%	5.70%	5.70%	5.70%	5.70%	5.95%
3 Years	6.10%	6.20%	6.20%	6.20%	6.20%	6.45%
5 Years	6.60%	6.70%	6.70%	6.70%	6.70%	6.95%
TDR of 10 million and above (profit to be paid monthly)						
1 month	5.10%	5.20%	5.20%	5.20%	5.20%	5.45%
3 months	5.35%	5.45%	5.45%	5.45%	5.45%	5.70%
6 months	5.60%	5.70%	5.70%	5.70%	5.70%	5.95%
1 year	5.85%	5.95%	5.95%	5.95%	5.95%	6.20%
3 Years	6.35%	6.45%	6.45%	6.45%	6.45%	6.70%
5 Years	6.75%	6.85%	6.85%	6.85%	6.85%	7.10%
TDR of less than 10 million (profit to be paid at maturity)						
1 month	4.85%	4.95%	4.95%	4.95%	4.95%	5.20%
03 months	5.35%	5.45%	5.45%	5.45%	5.45%	5.70%
6 months	5.60%	5.70%	5.70%	5.70%	5.70%	5.95%
1 year	5.85%	5.95%	5.95%	5.95%	5.95%	6.20%
3 Years	6.35%	6.45%	6.45%	6.45%	6.45%	6.70%
5 Years	6.75%	6.85%	6.85%	6.85%	6.85%	7.10%
TDR of 10 million to 49.9 million (profit to be paid at maturity)						
1 month	5.10%	5.20%	5.20%	5.20%	5.20%	5.45%
03 months	5.60%	5.70%	5.70%	5.70%	5.70%	5.95%
6 months	5.85%	5.95%	5.95%	5.95%	5.95%	6.20%
1 year	6.10%	6.20%	6.20%	6.20%	6.20%	6.45%
3 Years	6.60%	6.70%	6.70%	6.70%	6.70%	6.95%
5 Years	6.80%	6.90%	6.90%	6.90%	6.90%	7.15%
TDR of 50 million to 99.99 million (profit to be paid at maturity)						
1 month	5.60%	5.70%	5.70%	5.70%	5.70%	5.95%
3 months	5.75%	5.85%	5.85%	5.85%	5.85%	6.10%
6 months	5.90%	6.00%	6.00%	6.00%	6.00%	6.25%
1 year	6.40%	6.50%	6.50%	6.50%	6.50%	6.75%
3 Years	6.90%	7.00%	7.00%	7.00%	7.00%	7.25%
5 Years	6.85%	6.95%	6.95%	6.95%	6.95%	7.20%
TDR of 100 million and above (profit to be paid at maturity)						
1 month	5.75%	5.85%	5.85%	5.85%	5.85%	6.10%
3 months	5.85%	5.95%	5.95%	5.95%	5.95%	6.20%
6 months	6.10%	6.20%	6.20%	6.20%	6.20%	6.45%
1 year	6.35%	6.45%	6.45%	6.45%	6.45%	6.70%

* For Asaan Saving Account, where in case of exceeding the tier amount due to profit payment, same weightage are applicable to differential amount (i.e. above PKR. 500,000) for profit payment

Profit Distribution - Special TDR Pool B

Deposits (PKR)	Jan-22	Feb-22	Mar-22	Apr-22	May-22	Jun-22
1 Year Special TDR - Monthly Profit	6.25%	6.25%	6.25%	6.25%	6.25%	6.25%
1 Year Special TDR - Profit at Maturity	6.50%	6.50%	6.50%	6.50%	6.50%	6.50%

Profit Distribution - Special TDR Pool C

Deposits (PKR)	Jan-22	Feb-22	Mar-22	Apr-22	May-22	Jun-22
1 Year Special TDR - Monthly Profit	9.00%	9.00%	9.00%	9.00%	9.00%	9.00%
1 Year Special TDR - Profit at Maturity	9.25%	9.25%	9.25%	9.25%	9.25%	9.25%

Profit Distribution - Special TDR Pool D

Deposits (PKR)	Jan-22	Feb-22	Mar-22	Apr-22	May-22	Jun-22
1 Year Special TDR - Monthly Profit	-	-	-	-	10.00%	11.00%
1 Year Special TDR - Profit at Maturity	-	-	-	-	10.50%	11.50%



M. Fahad Siddiqui
Wing Head - Pool Management



Adeel Ahmed Shah
Divisional Head - Product, IBW & Pool Management

Historic Profit Rates

Deposits (PKR)	Jul-21	Aug-21	Sep-21	Oct-21	Nov-21	Dec-21
Saving Deposits						
1 to 24,999,999	2.57%	2.62%	2.70%	2.75%	2.90%	3.00%
25,000,000 to 49,999,999	2.67%	2.71%	2.80%	2.85%	3.00%	3.10%
50,000,000 to 99,999,999	2.76%	2.81%	2.90%	2.95%	3.10%	3.20%
100,000,000 to 249,999,999	2.81%	2.86%	2.95%	3.00%	3.15%	3.25%
250,000,000 to 499,999,999	2.86%	2.91%	3.00%	3.05%	3.20%	3.30%
500,000,000 to 999,999,999	2.96%	3.01%	3.11%	3.15%	3.30%	3.40%
1,000,000,000 & Above	3.05%	3.11%	3.21%	3.25%	3.40%	3.50%
Aitemaad Asaan Saving Deposits *	2.57%	2.62%	2.70%	2.75%	2.90%	3.00%
Aitemaad Mahana Bachat Account						
Type I						
1 to 99,999	3.88%	3.95%	4.07%	4.00%	4.15%	4.25%
100,000 to 999,999	4.85%	4.93%	5.09%	5.00%	5.15%	5.25%
1,000,000 to 9,999,999	5.33%	5.43%	5.60%	5.50%	5.65%	5.75%
10,000,000 and above	5.82%	5.92%	6.11%	6.00%	6.15%	6.25%
Type II						
1 to 249,999	3.88%	3.95%	4.07%	4.00%	4.15%	4.25%
250,000 to 4,999,999	4.85%	4.93%	5.09%	5.00%	5.15%	5.25%
5,000,000 to 50,000,000	5.33%	5.43%	5.60%	5.50%	5.65%	5.75%
Above 50,000,000	5.82%	5.92%	6.11%	6.00%	6.15%	6.25%
Type III						
1 to 499,999	3.88%	3.95%	4.07%	4.00%	4.15%	4.25%
500,000 to 9,999,999	4.85%	4.93%	5.09%	5.00%	5.15%	5.25%
10,000,000 to 100,000,000	5.33%	5.43%	5.60%	5.50%	5.65%	5.75%
Above 100,000,000	5.82%	5.92%	6.11%	6.00%	6.15%	6.25%
Aitemaad Income Support Account						
1 to 24,999	4.61%	4.69%	4.84%	4.75%	4.90%	5.00%
25,000 to 499,999	5.09%	5.18%	5.35%	5.25%	5.40%	5.50%
500,000 to 999,999	5.58%	5.67%	5.85%	5.75%	5.90%	6.00%
1,000,000 to 5,000,000	5.82%	5.92%	6.11%	6.00%	6.15%	6.25%
Above 5,000,000	4.12%	4.19%	4.33%	4.25%	4.40%	4.50%
Aitemaad Seniors Account (1 to 1,000,000,000)	6.06%	6.17%	6.36%	6.25%	6.40%	6.50%
Aitemaad Institutional Deposit Account - IFIs						
1 to 9,999,999	4.61%	4.69%	4.84%	4.75%	4.90%	5.00%
10,000,000 to 199,999,999	4.70%	4.79%	4.94%	4.85%	5.00%	5.10%
200,000,000 to 499,999,999	4.85%	4.93%	5.09%	5.00%	5.15%	5.25%
500,000,000 to 999,999,999	5.09%	5.18%	5.35%	5.25%	5.40%	5.50%
1,000,000,000 and above	5.19%	5.28%	5.45%	5.35%	5.50%	5.60%
Aitemaad Institutional Deposit Account - NBFIs						
1 to 9,999,999	4.61%	4.69%	4.84%	4.75%	4.90%	5.00%
10,000,000 to 299,999,999	5.09%	5.18%	5.35%	5.25%	5.40%	5.50%
300,000,000 to 599,999,999	5.33%	5.43%	5.60%	5.50%	5.65%	5.75%
600,000,000 to 999,999,999	5.82%	5.92%	6.11%	6.00%	6.15%	6.25%
1 billion to 1.99 billion	6.16%	6.27%	6.47%	6.35%	6.50%	6.60%
2 billion and above	4.61%	4.69%	4.84%	4.75%	4.90%	5.00%
Aitemaad Merchant Account	0.05%	0.05%	0.05%	0.05%	0.05%	0.05%
Aitemaad Foree Remittance Saving Account	2.57%	2.62%	2.70%	4.00%	4.15%	4.25%
TDR of less than 1 million (profit to be paid monthly)						
1 month	3.54%	3.60%	3.72%	3.65%	3.65%	3.75%
3 months	3.64%	3.70%	3.82%	3.75%	3.75%	3.85%
6 months	4.12%	4.19%	4.33%	4.25%	4.25%	4.35%
1 year	4.36%	4.44%	4.58%	4.50%	4.50%	4.60%
3 Years	4.85%	4.93%	5.09%	5.00%	5.00%	5.10%
5 Years	5.09%	5.18%	5.35%	5.25%	5.25%	5.35%
TDR of 1 million to 9.99 million (profit to be paid monthly)						
1 month	4.12%	4.19%	4.33%	4.25%	4.25%	4.35%
3 months	4.36%	4.44%	4.58%	4.50%	4.50%	4.60%



Historic Profit Rates

Deposits (PKR)	Jul-21	Aug-21	Sep-21	Oct-21	Nov-21	Dec-21
6 months	4.61%	4.69%	4.84%	4.75%	4.75%	4.85%
1 year	4.85%	4.93%	5.09%	5.00%	5.00%	5.10%
3 Years	5.33%	5.43%	5.60%	5.50%	5.50%	5.60%
5 Years	5.82%	5.92%	6.11%	6.00%	6.00%	6.10%
TDR of 10 million and above (profit to be paid monthly)						
1 month	4.36%	4.44%	4.58%	4.50%	4.50%	4.60%
3 months	4.61%	4.69%	4.84%	4.75%	4.75%	4.85%
6 months	4.85%	4.93%	5.09%	5.00%	5.00%	5.10%
1 year	5.09%	5.18%	5.35%	5.25%	5.25%	5.35%
3 Years	5.58%	5.67%	5.85%	5.75%	5.75%	5.85%
5 Years	5.96%	6.07%	6.26%	6.15%	6.15%	6.25%
TDR of less than 10 million (profit to be paid at maturity)						
1 month	4.12%	4.19%	4.33%	4.25%	4.25%	4.35%
03 months	4.61%	4.69%	4.84%	4.75%	4.75%	4.85%
6 months	4.85%	4.93%	5.09%	5.00%	5.00%	5.10%
1 year	5.09%	5.18%	5.35%	5.25%	5.25%	5.35%
3 Years	5.58%	5.67%	5.85%	5.75%	5.75%	5.85%
5 Years	5.96%	6.07%	6.26%	6.15%	6.15%	6.25%
TDR of 10 million to 49.9 million (profit to be paid at maturity)						
1 month	4.36%	4.44%	4.58%	4.50%	4.50%	4.60%
03 months	4.85%	4.93%	5.09%	5.00%	5.00%	5.10%
6 months	5.09%	5.18%	5.35%	5.25%	5.25%	5.35%
1 year	5.33%	5.43%	5.60%	5.50%	5.50%	5.60%
3 Years	5.82%	5.92%	6.11%	6.00%	6.00%	6.10%
5 Years	6.01%	6.12%	6.31%	6.20%	6.20%	6.30%
TDR of 50 million to 99.99 million (profit to be paid at maturity)						
1 month	4.85%	4.93%	5.09%	5.00%	5.00%	5.10%
3 months	4.99%	5.08%	5.24%	5.15%	5.15%	5.25%
6 months	5.14%	5.23%	5.40%	5.30%	5.30%	5.40%
1 year	5.36%	5.46%	5.63%	5.53%	5.53%	5.63%
3 Years	5.85%	5.95%	6.14%	6.03%	6.03%	6.13%
5 Years	6.06%	6.17%	6.36%	6.25%	6.25%	6.35%
TDR of 100 million and above (profit to be paid at maturity)						
1 month	4.99%	5.08%	5.24%	5.15%	5.15%	5.25%
3 months	5.09%	5.18%	5.35%	5.25%	5.25%	5.35%
6 months	5.33%	5.43%	5.60%	5.50%	5.50%	5.60%
1 year	5.58%	5.67%	5.85%	5.75%	5.75%	5.85%

* For Asaan Saving Account, where in case of exceeding the tier amount due to profit payment, same weightage are applicable to differential amount (i.e. above PKR. 500,000) for profit payment

Profit Distribution - Special TDR Pool A

Deposits (PKR)	Jul-21	Aug-21	Sep-21	Oct-21	Nov-21	Dec-21
1 Year Special TDR - Monthly Profit	-	-	-	-	-	-
1 Year Special TDR - Profit at Maturity	-	-	-	-	-	-
2 Year Special TDR - Monthly Profit	11.00%	11.00%	11.00%	11.00%	11.00%	11.00%
2 Year Special TDR - Profit at Maturity	11.50%	11.50%	11.50%	11.50%	11.50%	11.50%


Profit Distribution - Special TDR Pool B

Deposits (PKR)	Jul-21	Aug-21	Sep-21	Oct-21	Nov-21	Dec-21
1 Year Special TDR - Monthly Profit	6.25%	6.25%	6.25%	6.25%	6.25%	6.25%
1 Year Special TDR - Profit at Maturity	6.50%	6.50%	6.50%	6.50%	6.50%	6.50%

Profit Distribution - Special TDR Pool C

Deposits (PKR)	Jul-21	Aug-21	Sep-21	Oct-21	Nov-21	Dec-21
1 Year Special TDR - Monthly Profit	0.00%	0.00%	0.00%	8.18%	6.75%	8.00%
1 Year Special TDR - Profit at Maturity	0.00%	0.00%	0.00%	8.48%	7.00%	8.25%


 M. Fahad Siddiqui
 Dept. Head - Pool Management


 Adeel Ahmed Shah
 Wing Head - Pool Management



Aitemaad



National Bank of Pakistan

ISLAMIC BANKING

Profit Distribution - General Pool

8-Apr-24

Deposits in (Pak Rupees)	July-23	Aug-23	Sept-23	Oct-23	Nov-23	Dec-23	Jan-24	Feb-24	Mar-24
Aitemaad Saving Account									
1 to 24,999,999	120,928,454	121,177,628	134,074,478	138,294,613	133,006,411	137,884,970	129,268,627	129,268,627	135,613,687
25,000,000 to 49,999,999	6,739,955	6,296,420	5,407,044	4,929,497	4,561,874	4,723,183	5,196,606	5,196,606	5,611,339
50,000,000 to 99,999,999	5,221,722	4,915,563	5,022,150	5,474,492	5,212,850	5,576,977	4,285,048	4,285,048	5,924,530
100,000,000 to 249,999,999	6,042,857	3,366,986	3,521,021	3,219,431	5,724,373	6,412,064	3,863,506	3,863,506	5,149,712
250,000,000 to 499,999,999	2,336,785	2,279,985	2,342,940	4,170,786	3,620,402	3,010,835	1,472,329	1,472,329	1,316,222
500,000,000 to 999,999,999	5,974,754	5,557,528	5,855,377	5,016,004	184,961	471,690	3,703,438	3,703,438	0
1,000,000,000 & Above	5,770,445	15,404,541	26,547,216	40,818,857	49,733,156	56,843,382	15,347,680	15,347,680	27,240,298
Aitemaad Asaan Saving Account	361,630	371,852	428,719	453,413	429,731	462,486	440,733	440,733	440,861
Aitemaad Mahana Bachat Account									
Type I									
1 to 99,999	53,464	53,588	61,243	80,069	106,045	141,297	168,331	168,331	214,966
100,000 to 999,999	702,497	662,357	820,853	1,116,608	1,996,229	2,429,112	2,695,036	2,695,036	2,889,169
1,000,000 to 2,499,999	997,070	1,085,111	1,891,428	2,952,170	3,714,543	4,665,165	4,850,225	4,850,225	5,078,000
2,500,000 to 4,999,999	1,283,238	1,318,686	2,961,989	4,965,250	5,840,219	7,776,821	9,383,748	9,383,748	9,817,977
5,000,000 to 9,999,999	1,846,568	1,865,591	4,088,712	6,389,414	8,766,599	11,939,036	10,345,923	10,345,923	11,596,698
10,000,000 to 24,999,999	1,171,185	1,376,373	3,035,123	6,135,983	7,564,581	10,027,314	10,279,030	10,279,030	13,791,377
25,000,000 to 49,999,999	1,702,923	1,447,682	2,215,534	2,895,733	4,052,085	4,716,506	5,874,085	5,874,085	5,282,417
Above 50,000,000	0	440,575	1,195,475	2,850,183	2,849,303	4,775,099	7,084,378	7,084,378	10,347,530
Type II									
1 to 249,999	634	1,290	4,108	5,061	5,273	5,657	4,380	4,380	5,230
250,000 to 2,499,999	10,481	13,230	10,440	29,514	60,951	44,165	67,625	67,625	78,890
2,500,000 to 4,999,999	1,070	8,049	1,032	0	8,442	70,355	96,260	96,260	133,737
5,000,000 to 9,999,999	-	-	-	-	0	35,478	83,874	83,874	80,049
10,000,000 to 24,999,999	-	-	-	-	0	62,011	0	0	19,602
25,000,000 to 49,999,999	-	-	-	-	18,150	0	0	0	0
Above 50,000,000	-	-	-	-	0	0	0	0	0
Type III									
1 to 499,999	17,020	22,422	24,502	24,376	33,199	38,261	36,978	36,978	34,942
500,000 to 9,999,999	375,336	415,629	891,630	912,482	1,063,276	1,113,754	1,092,038	1,092,038	1,159,801
10,000,000 to 100,000,000	3,015,861	3,504,343	7,770,997	7,950,575	7,506,369	7,755,586	8,868,125	8,868,125	9,939,331
Above 100,000,000	4,427,486	4,061,445	8,444,094	10,059,999	14,722,172	21,399,980	18,224,417	18,224,417	17,171,304
Aitemaad Income Support Account									
1 to 24,999	34,112	34,714	39,303	43,405	42,693	45,175	42,878	42,878	47,978
25,000 to 499,999	1,069,537	1,331,720	1,217,047	1,247,235	1,277,999	1,346,848	1,256,352	1,256,352	1,320,664
500,000 to 999,999	1,069,537	1,131,720	1,217,047	1,247,235	-	-	-	-	-
500,000 to 2,499,999	-	-	-	-	8,034,317	8,595,068	8,219,626	8,219,626	8,570,070
1,000,000 to 9,999,999	14,621,339	14,430,445	15,310,300	15,950,290	-	-	-	-	-
2,500,000 to 9,999,999	-	-	-	-	15,503,882	14,197,858	12,935,522	12,935,522	13,985,601
10,000,000 to 49,999,999	5,490,225	5,090,792	5,189,145	5,378,181	8,174,287	8,235,328	7,738,703	7,738,703	8,726,930
Above 50,000,000	80,214	134,155	473,979	0	247,156	1,124,050	1,777,508	1,777,508	1,190,376
Aitemaad Amirah Account									
1 to 999,999	463,680	572,729	621,130	680,595	979,079	1,186,288	1,355,915	1,355,915	1,551,417
1,000,000 to 4,999,999	997,090	1,032,483	1,197,713	1,427,775	1,910,889	2,124,569	2,856,653	2,856,653	3,417,365
5,000,000 to 9,999,999	650,271	807,163	967,812	773,338	1,403,953	1,896,981	2,410,963	2,410,963	2,689,819
Above 10,000,000	1,064,423	694,275	392,291	398,676	610,102	784,074	1,392,609	1,392,609	2,368,184
Aitemaad Seniors Account									
1 to 999,999	-	-	-	-	2,085,813	2,195,936	2,223,072	2,223,072	2,387,776
1,000,000 to 4,999,999	-	-	-	-	8,187,437	8,657,294	8,383,688	8,383,688	8,874,585
5,000,000 to 9,999,999	19,570,888	21,071,489	21,622,394	22,000,998	7,204,074	8,069,048	7,161,979	7,161,979	7,886,894
Above 10,000,000	-	-	-	-	8,453,866	8,924,493	9,706,874	9,706,874	11,222,075
Aitemaad Institutional Deposit Account - IFIs									
1 to 9,999,999	281,831	313,949	285,062	330,540	238,590	237,672	287,201	287,201	253,153
10,000,000 to 199,999,999	199,278	144,272	249,015	233,388	521,310	574,043	348,586	348,586	557,065
200,000,000 to 499,999,999	-	-	-	-	-	-	-	-	-
500,000,000 to 999,999,999	-	-	-	-	-	-	-	-	-
1,000,000,000 and above	-	-	-	-	-	-	-	-	-
Aitemaad Institutional Deposit Account - NBFIs									
1 to 9,999,999	213,324	213,842	294,140	347,560	321,742	309,692	144,614	144,614	121,835
10,000,000 to 299,999,999	708,193	784,274	759,600	381,597	47,848	33,796	0	0	0
300,000,000 to 599,999,999	0	0	0	383,858	0	0	0	0	0
600,000,000 to 999,999,999	0	0	187,689	0	0	0	0	0	0
1 billion to 1.99 billion	947,238	0	998,296	609,665	0	0	0	0	0
2 billion and above	0	0	0	0	0	0	0	0	0
Aitemaad Merchant Account	44,831	43,382	36,459	40,047	43,900	47,662	36,867	36,867	36,634
Aitemaad Foree Remittance Saving Account									
1 to 999,999	-	-	-	-	573,894	674,764	761,120	761,120	799,811
1,000,000 to 4,999,999	-	-	-	-	855,193	881,773	861,852	861,852	961,658
5,000,000 to 9,999,999	1,161,377	1,273,600	1,382,520	1,601,073	210,652	304,450	347,952	347,952	309,482
Above 10,000,000	-	-	-	-	600,356	221,202	142,677	142,677	159,157
ATDC of less than 1 million (profit to be paid monthly)									
1 month	3,762	3,164	13,255	11,290	10,161	16,163	3,877	3,877	3,672
3 months	60,825	48,711	20,669	29,698	39,864	31,802	21,548	21,548	22,308
6 months	20,892	27,906	37,698	30,185	32,278	31,043	22,337	22,337	13,190
1 year	95,118	99,738	98,195	91,881	80,728	78,524	90,077	90,077	95,582
3 Years	18,003	15,217	23,475	24,255	23,473	18,550	17,322	17,322	18,048
5 Years	308,636	306,302	315,084	303,703	276,318	279,015	233,294	233,294	255,850

A Ja

Deposits in (Pak Rupees)	July-23	Aug-23	Sept-23	Oct-23	Nov-23	Dec-23	Jan-24	Feb-24	Mar-24
ATDC of 1 million to 9.99 million (profit to be paid monthly)									
1 month	151,189	27,921	6,227	7,228	9,266	39,515	913	913	26,466
3 months	206,360	247,695	94,010	147,783	147,363	148,355	35,656	35,656	27,819
6 months	71,005	96,558	138,582	141,966	144,211	149,691	192,630	192,630	162,599
1 year	205,956	196,859	175,371	155,266	140,147	152,132	161,199	161,199	167,448
3 Years	225,731	232,291	245,981	261,102	243,146	235,730	251,270	251,270	333,479
5 Years	1,002,844	989,750	1,031,121	972,782	823,750	811,163	656,474	656,474	656,612
ATDC of 10 million and above (profit to be paid monthly)									
1 month	181,546	4,219	0	0	0	59,037	58,414	58,414	0
3 months	182,599	26,509	124,767	214,871	207,958	90,107	0	0	0
6 months	95,544	95,550	98,625	39,450	0	0	0	0	0
1 year	0	0	0	0	0	0	0	0	0
3 Years	-	-	-	-	-	-	-	-	-
5 Years	-	-	-	-	-	-	-	-	-
ATDC of less than 10 million (profit to be paid at maturity)									
1 month	-	-	-	-	-	-	-	-	-
03 months	59,753	9,494	2,466	19,093	53,511	156,742	103,617	103,617	111,722
6 months	35,759	76,412	66,983	71,695	73,683	72,891	74,243	74,243	87,078
1 year	249,288	271,959	273,515	289,144	547,807	597,805	477,147	477,147	426,013
3 Years	83,576	83,571	88,270	91,211	87,876	90,453	82,340	82,340	86,612
5 Years	64,524	63,583	64,597	61,033	56,913	58,811	49,095	49,095	45,540
ATDC of 10 million to 49.9 million (profit to be paid at maturity)									
1 month	-	-	-	-	-	-	-	-	-
03 months	9,041	90,410	0	16,096	0	24,144	139,657	139,657	130,015
6 months	171,398	0	0	0	6,712	0	0	0	0
1 year	68,793	115,276	100,763	104,125	100,762	104,126	97,147	97,147	103,835
3 Years	-	-	-	-	-	-	-	-	-
5 Years	-	-	-	-	-	-	-	-	-
ATDC of 50 million to 99.99 million (profit to be paid at maturity)									
1 month	-	-	-	-	-	-	-	-	-
3 months	416,077	0	0	0	0	0	0	0	0
6 months	-	-	-	-	17,124	0	0	0	0
1 year	-	-	-	-	-	24,656	0	0	0
3 Years	-	-	-	-	-	-	-	-	-
5 Years	-	-	-	-	-	-	-	-	-
ATDC of 100 million and above (profit to be paid at maturity)									
1 month	-	-	-	-	-	-	-	-	-
3 months	-	-	-	-	-	-	-	-	-
6 months	0	0	0	0	0	0	0	0	0
1 year	-	-	-	-	-	-	-	-	-
Total	221,647,044	227,681,234	272,076,704	304,903,818	329,435,280	366,319,705	315,893,889	315,893,889	349,150,089

For Assan Saving Account, where in case of exceeding the tier amount due to profit payment, same weightage are applicable to differential amount (i.e. above PKR. 500,000) for profit payment

Profit Distribution - Special TDR Pool D

Deposits in (Pak Rupees)	July-23	Aug-23	Sept-23	Oct-23	Nov-23	Dec-23	Jan-24	Feb-24	Mar-24
1 Year Special ATDC - Monthly Profit	19,920,726	19,920,726	15,237,491	13,202,438	10,753,528	10,753,528	7,987,647	5,688,530	4,333,254
1 Year Special ATDC - Profit at Maturity	7,440,892	7,440,892	5,640,225	5,102,659	4,299,598	4,299,598	3,243,056	2,533,977	1,970,658
Total	27,361,618	27,361,618	20,877,716	18,305,097	15,053,126	15,053,126	11,230,703	8,222,507	6,303,911

Profit Distribution - Special TDR Pool E (Flexi)

Deposits in (Pak Rupees)	July-23	Aug-23	Sept-23	Oct-23	Nov-23	Dec-23	Jan-24	Feb-24	Mar-24
PLS Term Deposit - Special 1 Year Monthly - 1,000,000.00 - 4,999,999	13,053,887	13,053,887	18,009,733	20,358,490	20,863,988	20,863,988	22,008,883	21,290,393	23,761,416
PLS Term Deposit - Special 1 Year Monthly - 5,000,000.00 - 9,999,999	7,428,014	7,428,014	10,231,711	11,501,585	11,648,990	11,648,990	12,608,562	12,109,324	13,560,119
PLS Term Deposit - Special 1 Year Monthly - 10,000,000.00 - 24,999,999	8,676,477	8,676,477	10,951,144	12,268,789	12,362,399	12,362,399	12,680,207	12,816,653	13,919,622
PLS Term Deposit - Special 1 Year Monthly - 25,000,000.00 - 49,999,999	3,316,227	3,316,227	4,809,313	6,124,392	6,371,743	6,371,743	5,816,873	5,636,879	6,179,631
PLS Term Deposit - Special 1 Year Monthly - 50,000,000.00 & Above	7,194,964	7,194,964	8,905,977	9,547,497	9,768,903	9,768,903	9,562,816	8,879,388	9,058,253
TDR 1 Years - Special at Maturity - 1,000,000.00 - 4,999,999.99	2,703,406	2,703,406	3,057,106	3,299,383	3,407,360	3,407,360	3,639,079	3,544,794	4,086,583
PLS Term Deposit - Special 1 Year Maturity - 5,000,000.00 - 9,999,999	1,238,572	1,238,572	1,592,912	1,671,026	1,856,326	1,856,326	2,028,815	2,025,466	2,196,553
PLS Term Deposit - Special 1 Year Maturity - 10,000,000.00 - 24,999,999	1,347,234	1,347,234	2,089,428	2,149,553	2,203,400	2,203,400	3,246,472	3,765,977	4,290,645
PLS Term Deposit - Special 1 Year Maturity - 25,000,000.00 - 49,999,999	743,161	743,161	1,199,680	1,294,760	1,253,054	1,253,054	1,851,473	1,975,995	2,746,281
PLS Term Deposit - Special 1 Year Maturity - 50,000,000.00 & Above	14,909,272	14,909,272	16,593,529	17,171,619	17,353,243	17,353,243	18,974,059	18,321,169	21,574,500
Total	60,611,214	60,611,214	77,440,532	85,387,094	87,089,405	87,089,405	92,417,239	90,366,037	101,373,603


 Junaid Sami Khan
 Pool Manager


 M. Fahad Siddiqui
 Wing Head - Pool Management

Profit Distribution - General Pool

Deposits in (Pak Rupees)	Jan-23	Feb-23	Mar-23	Apr-23	May-23	June-23
Aitemaad Saving Account						
1 to 24,999,999	89,781,395	87,424,105	94,514,835	109,490,341	111,226,903	110,123,752
25,000,000 to 49,999,999	4,236,655	4,188,845	4,992,765	5,803,877	6,972,194	6,236,878
50,000,000 to 99,999,999	2,988,848	2,578,092	2,521,606	3,089,892	2,419,822	3,500,716
100,000,000 to 249,999,999	2,973,917	2,785,997	3,359,211	4,428,113	4,315,987	5,302,261
250,000,000 to 499,999,999	1,803,706	2,829,087	1,978,336	2,186,683	2,013,056	1,871,724
500,000,000 to 999,999,999	4,603,868	3,095,423	3,418,993	4,138,507	4,450,120	5,176,096
1,000,000,000 & Above	10,859,777	16,009,755	22,741,284	30,786,220	41,133,777	41,259,836
Aitemaad Asaan Saving Account	206,166	211,191	234,914	296,176	325,168	322,897
Aitemaad Mahana Bachat Account						
Type I						
1 to 99,999	30,719	31,456	43,232	45,678	44,931	48,217
100,000 to 999,999	529,084	481,830	501,490	564,495	602,096	598,399
1,000,000 to 2,499,999	741,076	661,042	801,628	902,418	952,992	960,658
2,500,000 to 4,999,999	1,077,030	1,147,127	1,117,989	1,325,759	1,451,886	1,224,350
5,000,000 to 9,999,999	1,755,543	1,297,133	1,145,310	1,205,881	1,609,112	1,748,639
10,000,000 to 24,999,999	1,496,658	1,192,620	1,110,957	1,112,673	1,083,188	919,903
25,000,000 to 49,999,999	862,209	984,603	1,236,471	1,076,341	1,195,302	1,263,804
Above 50,000,000	936,052	947,354	1,060,226	838,265	76,673	0
Type II						
1 to 249,999	364	403	732	343	339	1,052
250,000 to 2,499,999	7,990	6,325	2,804	2,001	5,688	6,077
2,500,000 to 4,999,999	-	2,062	2,246	17,733	17,285	0
5,000,000 to 9,999,999	-	-	-	-	-	-
10,000,000 to 24,999,999	-	-	-	-	-	-
25,000,000 to 49,999,999	-	-	-	-	-	-
Above 50,000,000	-	-	-	-	-	-
Type III						
1 to 499,999	11,114	12,315	11,635	18,405	13,009	14,840
500,000 to 9,999,999	240,400	214,055	273,490	280,184	373,976	377,170
10,000,000 to 100,000,000	2,336,726	1,588,037	1,562,324	1,824,350	2,093,331	2,696,417
Above 100,000,000	2,709,016	3,339,818	3,938,739	3,983,838	3,528,893	4,133,151
Aitemaad Income Support Account						
1 to 24,999	20,466	20,364	22,739	25,748	28,564	29,525
25,000 to 499,999	713,016	674,045	748,419	850,666	906,661	967,105
500,000 to 999,999	986,881	931,705	1,048,271	1,168,763	1,238,628	1,265,116
1,000,000 to 5,000,000	-	-	-	-	-	-
Above 5,000,000	-	-	-	-	-	-
1,000,000 to 9,999,999	10,014,479	8,889,019	9,929,236	11,545,166	12,418,843	12,816,470
10,000,000 to 49,999,999	2,981,346	3,055,052	3,436,493	4,460,653	5,131,254	5,327,089
Above 50,000,000	423,281	431,918	358,402	0	14,342	0
Aitemaad Amirah Account						
1 to 999,999	78,684	111,419	134,526	174,184	248,677	353,878
1,000,000 to 4,999,999	134,755	239,783	359,663	449,190	622,243	849,452
5,000,000 to 9,999,999	123,699	299,536	467,967	491,168	520,626	447,958
Above 10,000,000	937,326	888,782	1,276,447	1,642,774	1,564,067	1,410,390
Aitemaad Seniors Account	9,740,694	10,926,008	12,980,350	14,811,616	16,999,380	17,253,141
Aitemaad Institutional Deposit Account - IFIs						
1 to 9,999,999	223,737	234,244	238,945	278,254	316,788	229,942
10,000,000 to 199,999,999	88,004	78,259	96,562	117,649	94,719	230,199
200,000,000 to 499,999,999	-	-	-	-	-	-
500,000,000 to 999,999,999	-	-	-	-	-	-
1,000,000,000 and above	-	-	-	-	-	-
Aitemaad Institutional Deposit Account - NBFIs						
1 to 9,999,999	129,658	109,911	146,022	129,597	135,807	152,558
10,000,000 to 299,999,999	103,277	166,345	496,694	464,946	497,210	246,159
300,000,000 to 599,999,999	196,031	-	-	-	212,397	0
600,000,000 to 999,999,999	-	-	138,754	-	-	0
1 billion to 1.99 billion	-	-	252,749	553,764	-	1,083,142
2 billion and above	-	-	-	-	-	0
Aitemaad Merchant Account	42,699	31,535	32,731	32,399	38,124	41,269
Aitemaad Foree Remittance Saving Account	468,735	385,772	493,697	618,083	726,337	887,236
ATDC of less than 1 million (profit to be paid monthly)						
1 month	33,743	22,503	3,905	1,139	361	3,901
3 months	37,823	25,596	24,586	22,758	36,087	56,095
6 months	14,054	11,518	14,102	17,876	17,084	19,073
1 year	56,992	53,313	66,700	76,362	79,812	80,249
3 Years	17,442	13,682	13,059	14,692	13,125	16,865
5 Years	306,029	269,781	294,571	328,275	317,750	288,225
ATDC of 1 million to 9.99 million (profit to be paid monthly)						
1 month	22,017	51,786	71,549	73,282	67,908	87,061
3 months	200,849	175,949	128,951	119,144	80,025	143,286
6 months	53,506	46,028	71,232	82,851	86,182	65,588
1 year	160,237	115,623	123,715	153,388	175,851	184,422
3 Years	231,710	178,340	196,682	213,768	217,682	205,958
5 Years	907,699	801,627	894,035	965,943	966,703	927,081



Deposits in (Pak Rupees)	Jan-23	Feb-23	Mar-23	Apr-23	May-23	June-23
ATDC of 10 million and above (profit to be paid monthly)						
1 month	19,561	47,559	73,728	112,841	35,507	92,323
3 months	780,566	168,503	112,335	0	56,166	112,327
6 months	240,763	217,470	239,945	497,731	312,194	88,355
1 year	236,112	197,920	164,329	183,702	189,839	0
3 Years	12,849	-	-	-	-	-
5 Years	-	-	-	-	-	-
ATDC of less than 10 million (profit to be paid at maturity)						
1 month	-	-	-	-	-	-
03 months	172,839	197,210	124,663	117,912	71,751	54,081
6 months	234,178	103,217	119,953	55,665	19,978	22,007
1 year	126,971	173,576	206,772	229,176	242,087	237,034
3 Years	36,412	32,382	35,848	42,823	71,050	73,291
5 Years	75,615	63,757	70,591	77,929	77,888	64,615
ATDC of 10 million to 49.9 million (profit to be paid at maturity)						
1 month	-	-	-	-	-	-
03 months	-	422,879	352,997	366,690	435,772	11,507
6 months	-	-	-	-	9,042	284,188
1 year	-	3,617	56,058	62,460	64,545	62,467
3 Years	-	-	-	-	-	-
5 Years	-	-	-	-	-	-
ATDC of 50 million to 99.99 million (profit to be paid at maturity)						
1 month	-	-	-	-	-	-
3 months	-	61,295	475,002	518,593	931,534	901,467
6 months	-	-	-	-	-	-
1 year	-	-	-	-	-	-
3 Years	-	-	-	-	-	-
5 Years	267,588	-	-	-	-	-
ATDC of 100 million and above (profit to be paid at maturity)						
1 month	-	-	-	-	-	-
3 months	-	-	-	-	-	-
6 months	-	-	-	-	421,577	0
1 year	-	-	-	-	-	-
Total	161,840,638	161,957,503	183,165,192	215,567,794	232,617,893	235,458,932

For Asaan Saving Account, where in case of exceeding the tier amount due to profit payment, same weightage are applicable to differential amount (i.e. above PKR. 500,000) for profit payment

Profit Distribution - Special TDR Pool C

Deposits in (Pak Rupees)	Jan-23	Feb-23	Mar-23	Apr-23	May-23	June-23
1 Year Special ATDC - Monthly Profit	7,994,424	4,584,010	3,529,317	803,505	33,274	-
1 Year Special ATDC - Profit at Maturity	2,563,756	1,633,507	966,079	136,599	-	-
Total	10,558,181	6,217,516	4,495,396	940,104	33,274	-


Profit Distribution - Special TDR Pool D

Deposits in (Pak Rupees)	Jan-23	Feb-23	Mar-23	Apr-23	May-23	June-23
1 Year Special ATDC - Monthly Profit	24,888,117	24,384,604	29,784,372	29,243,044	27,188,098	22,358,983
1 Year Special ATDC - Profit at Maturity	7,053,866	6,859,598	8,507,284	8,181,247	8,557,083	8,041,015
Total	31,941,983	31,244,202	38,291,656	37,424,291	35,745,181	30,399,998

Profit Distribution - Special TDR Pool E (Flexi)

Deposits in (Pak Rupees)	Jan-23	Feb-23	Mar-23	Apr-23	May-23	June-23
PLS Term Deposit - Special 1 Year Monthly - 1,000,000.00 - 4,999,999.99	-	-	-	-	5,708,356	9,578,452
PLS Term Deposit - Special 1 Year Monthly - 5,000,000.00 - 9,999,999.99	-	-	-	-	3,839,874	5,757,170
PLS Term Deposit - Special 1 Year Monthly - 10,000,000.00 - 24,999,999.99	-	-	-	5,986,684	5,003,105	7,051,214
PLS Term Deposit - Special 1 Year Monthly - 25,000,000.00 - 49,999,999.99	-	-	-	-	1,106,151	2,946,045
PLS Term Deposit - Special 1 Year Monthly - 50,000,000.00 & Above	-	-	-	-	1,476,701	2,622,606
TDR 1 Years - Special at Maturity - 1,000,000.00 - 4,999,999.99	-	-	-	-	1,769,701	2,282,863
PLS Term Deposit - Special 1 Year Monthly - 5,000,000.00 - 9,999,999.99	-	-	-	-	534,260	909,027
PLS Term Deposit - Special 1 Year Monthly - 10,000,000.00 - 24,999,999.99	-	-	-	1,146,034	715,361	1,200,993
PLS Term Deposit - Special 1 Year Monthly - 25,000,000.00 - 49,999,999.99	-	-	-	-	359,586	719,179
PLS Term Deposit - Special 1 Year Monthly - 50,000,000.00 & Above	-	-	-	-	304,110	9,988,996
Total	-	-	-	7,132,718	20,817,205	43,056,546


 M. Owais Khan
 Pool Manager


 M. Fahad Siddiqui
 Wing Head - Pool Management

Deposits in (Pak Rupees)	July-22	Aug-22	Sept-22	Oct-22	Nov-22	Dec-22
Aitemaad Saving Account						
1 to 24,999,999	75,359,108	82,520,757	79,743,373	81,971,090	78,949,504	90,256,881
25,000,000 to 49,999,999	4,124,865	4,016,237	3,528,923	3,654,494	3,726,407	4,238,817
50,000,000 to 99,999,999	2,508,417	2,994,339	2,560,054	1,981,322	1,995,833	1,819,385
100,000,000 to 249,999,999	3,012,854	2,965,734	2,752,926	3,415,755	3,166,303	2,649,489
250,000,000 to 499,999,999	850,683	38,073	60,522	296,807	144,753	1,715,408
500,000,000 to 999,999,999	1,086,693	0	0	377,302	3,517,884	4,255,365
1,000,000,000 & Above	24,508,523	32,218,665	35,114,255	42,267,821	48,105,873	50,289,435
Aitemaad Asaan Saving Account	171,200	187,640	186,539	192,021	184,310	207,438
Aitemaad Mahana Bachat Account						
Type I						
1 to 99,999	20,829	24,437	25,541	27,839	26,617	29,819
100,000 to 999,999	384,897	392,582	408,012	435,235	451,957	499,768
1,000,000 to 2,499,999	590,421	562,478	515,155	600,401	578,297	703,202
2,500,000 to 4,999,999	1,131,718	1,110,506	1,070,353	993,773	852,835	920,431
5,000,000 to 9,999,999	1,245,452	1,566,042	1,536,405	1,729,172	1,685,169	1,758,971
10,000,000 to 24,999,999	1,339,895	962,329	1,240,350	1,379,133	1,342,758	1,379,290
25,000,000 to 49,999,999	797,893	656,872	519,169	723,624	770,611	671,777
Above 50,000,000	488,939	511,682	524,112	567,517	571,716	900,861
Type II						
1 to 249,999	1,531	1,684	1,118	870	676	545
250,000 to 2,499,999	4,719	2,756	0	100	3,337	3,575
2,500,000 to 4,999,999	2,562	3,358	0	0	0	0
5,000,000 to 9,999,999	0	21,676	53,828	18,502	0	0
10,000,000 to 24,999,999	24,552	0	0	0	0	0
25,000,000 to 49,999,999	0	0	0	0	0	0
Above 50,000,000	0	0	0	0	0	0
Type III						
1 to 499,999	8,057	8,567	7,102	7,730	7,819	10,101
500,000 to 9,999,999	242,199	213,558	311,774	311,231	209,072	216,766
10,000,000 to 100,000,000	1,545,616	1,648,347	1,482,848	1,749,631	2,228,041	2,400,734
Above 100,000,000	1,282,224	1,850,047	1,811,852	1,965,051	2,084,224	2,299,637
Aitemaad Income Support Account						
1 to 24,999	13,074	13,894	14,457	15,576	16,994	19,475
25,000 to 499,999	464,432	492,097	520,556	558,282	575,101	672,651
500,000 to 999,999	718,571	783,453	833,356	919,211	904,590	996,796
1,000,000 to 5,000,000	-	-	-	-	-	-
Above 5,000,000	-	-	-	-	-	-
1,000,000 to 9,999,999	6,595,836	6,897,885	7,114,103	7,939,271	8,340,161	9,567,587
10,000,000 to 49,999,999	1,950,152	1,667,217	1,941,909	2,189,843	1,660,043	2,124,781
Above 50,000,000	118,440	506,876	487,793	175,042	31,016	248,951
Aitemaad Amirah Account **						
1 to 999,999	0	0	0	1,529	17,136	48,019
1,000,000 to 4,999,999	0	0	0	0	11,486	47,884
5,000,000 to 9,999,999	0	0	0	0	0	34,617
Above 10,000,000	0	0	0	93,634	240,238	493,467
Aitemaad Seniors Account	7,246,037	7,894,329	8,107,549	8,762,744	8,431,705	9,128,651
Aitemaad Institutional Deposit Account - IFIs						
1 to 9,999,999	209,599	219,710	248,946	242,430	269,803	239,591
10,000,000 to 199,999,999	1,005,331	969,631	594,624	437,452	58,418	107,707
200,000,000 to 499,999,999	112,168	0	0	0	0	0
500,000,000 to 999,999,999	0	0	0	0	0	0
1,000,000,000 and above	0	0	0	0	0	0
Aitemaad Institutional Deposit Account - NBFIs						
1 to 9,999,999	77,538	72,686	85,608	81,772	86,626	112,718
10,000,000 to 299,999,999	136,178	147,983	170,601	399,150	207,191	262,304
300,000,000 to 599,999,999	0	0	0	0	0	0
600,000,000 to 999,999,999	0	0	0	0	0	0
1 billion to 1.99 billion	0	0	0	0	0	0
2 billion and above	0	0	0	0	0	0
Aitemaad Merchant Account	28,962	30,923	28,503	27,739	25,244	33,839
Aitemaad Foree Remittance Saving Account	270,448	222,417	226,492	244,970	289,207	417,314
ATDC of less than 1 million (profit to be paid monthly)						
1 month	6,088	6,346	1,986	17,213	47,383	46,245
3 months	1,223	1,630	11,094	19,455	35,142	38,888
6 months	12,493	18,752	19,747	24,412	21,135	20,744
1 year	60,887	72,124	67,182	61,257	57,176	62,815
3 Years	16,171	16,171	15,649	16,465	17,115	17,687
5 Years	328,032	325,282	314,668	325,916	308,357	312,939

70



Deposits in (Pak Rupees)	July-22	Aug-22	Sept-22	Oct-22	Nov-22	Dec-22
ATDC of 1 million to 9.99 million (profit to be paid monthly)						
1 month	23,577	22,793	23,508	12,623	104,710	39,622
3 months	0	0	0	0	19,944	218,161
6 months	72,234	67,630	69,904	72,231	45,335	28,193
1 year	419,985	461,446	479,955	378,970	295,784	236,715
3 Years	328,819	309,918	293,184	302,950	269,297	252,921
5 Years	1,069,281	1,031,149	991,214	1,009,563	941,343	942,089
ATDC of 10 million and above (profit to be paid monthly)						
1 month	382,561	109,005	97,361	54,651	194,129	106,899
3 months	30,891	0	71,613	130,576	623,422	1,185,120
6 months	0	0	0	0	163,098	240,766
1 year	147,450	252,747	295,571	410,745	332,256	157,971
3 Years	56,904	56,906	55,067	56,906	55,070	56,908
5 Years	301,493	301,514	291,777	301,519	204,234	0
ATDC of less than 10 million (profit to be paid at maturity)						
1 month	-	0	0	0	0	0
03 months	130,580	117,665	200,280	207,531	154,346	142,449
6 months	849	849	6,329	43,340	223,838	260,009
1 year	183,576	197,529	189,584	195,191	170,222	128,271
3 Years	38,126	38,127	35,583	38,458	37,448	38,697
5 Years	64,613	63,839	61,778	63,841	61,775	71,792
ATDC of 10 million to 49.9 million (profit to be paid at maturity)						
1 month	-	-	-	-	-	-
03 months	0	0	0	0	0	0
6 months	0	0	47,992	0	0	0
1 year	0	0	0	0	0	0
3 Years	-	-	-	-	-	-
5 Years	-	-	-	-	-	-
ATDC of 50 million to 99.99 million (profit to be paid at maturity)						
1 month	-	-	-	-	-	-
3 months	-	-	-	-	-	-
6 months	-	-	-	-	-	-
1 year	0	0	0	0	0	0
3 Years	-	15,515	0	0	0	0
5 Years	-	-	-	-	-	186,159
ATDC of 100 million and above (profit to be paid at maturity)						
1 month	-	-	-	-	-	-
3 months	0	0	0	0	0	0
6 months	-	-	-	-	-	-
1 year	0	0	0	0	0	0
Total	143,356,445	157,884,406	157,469,733	170,498,878	176,151,576	196,576,103

For Aasaan Saving Account, where in case of exceeding the tier amount due to profit payment, same weightage are applicable to differential amount (i.e. above PKR. 500,000) for profit payment

Profit Distribution - Special TDR Pool C

Deposits in (Pak Rupees)	July-22	Aug-22	Sept-22	Oct-22	Nov-22	Dec-22
1 Year Special ATDC - Monthly Profit	15,105,019	14,668,870	13,587,522	13,363,101	11,803,746	10,636,059
1 Year Special ATDC - Profit at Maturity	3,743,166	3,701,586	3,510,641	3,520,812	3,198,743	2,965,195
Total	18,848,186	18,370,457	17,098,163	16,883,914	15,002,489	13,601,254

Profit Distribution - Special TDR Pool D

Deposits in (Pak Rupees)	July-22	Aug-22	Sept-22	Oct-22	Nov-22	Dec-22
1 Year Special ATDC - Monthly Profit	8,386,629	11,123,374	13,503,273	17,361,037	20,638,191	23,322,370
1 Year Special ATDC - Profit at Maturity	2,552,405	3,365,634	4,180,753	4,907,160	5,336,514	6,351,442
Total	10,939,034	14,489,007	17,684,026	22,268,197	25,974,705	29,673,812

M. Owais Khan
Pool Manager

M. Fahad Siddiqui
Wing Head - Pool Management

Profit Distribution - General Pool

7-Jul-22

Deposits in (Pak Rupees)	Jan-22	Feb-22	Mar-22	Apr-22	May-22	June-22
Saving Deposits						
1 to 24,999,999	57,585,963	53,087,482	57,488,151	55,087,048	66,125,270	68,448,875
25,000,000 to 49,999,999	3,167,535	2,488,728	2,475,313	2,473,641	2,820,500	3,125,620
50,000,000 to 99,999,999	2,097,773	1,130,740	1,214,058	950,025	1,682,762	1,784,966
100,000,000 to 249,999,999	904,662	3,319,560	3,754,034	1,698,804	2,809,562	2,926,052
250,000,000 to 499,999,999	2,039,901	1,282,519	131,679	1,994,436	1,196,200	985,531
500,000,000 to 999,999,999	951,145	445,189	1,826,455	818,581	0	162,472
1,000,000,000 & Above	25,718,513	27,892,724	35,206,206	38,166,031	50,177,967	68,616,391
Aitemaad Asaan Saving Deposits	112,975	102,460	115,160	108,468	136,354	152,264
Aitemaad Mahana Bachat Account						
Type I						
1 to 99,999	12,699	11,917	16,429	20,177	19,619	20,826
100,000 to 999,999	242,678	226,572	263,942	265,325	312,001	341,648
1,000,000 to 9,999,999	1,596,822	1,611,101	1,857,712	2,078,741	2,285,140	2,317,090
10,000,000 and above	2,351,810	1,952,660	2,327,475	1,902,599	2,189,837	2,195,202
Type II						
1 to 249,999	493	467	534	680	737	541
250,000 to 4,999,999	8,410	16,015	21,516	13,515	9,552	8,194
5,000,000 to 50,000,000	260,244	153,316	168,346	160,575	227,024	215,562
Above 50,000,000	-	-	-	-	-	-
Type III						
1 to 499,999	7,932	9,660	10,523	6,412	7,483	7,639
500,000 to 9,999,999	127,095	95,294	83,594	144,207	145,255	196,575
10,000,000 to 100,000,000	584,476	852,150	741,941	563,430	1,489,723	1,305,045
Above 100,000,000	85,959	42,240	865,042	1,723,632	1,166,981	1,461,881
Aitemaad Income Support Account						
1 to 24,999	5,568	6,040	7,822	8,439	9,621	11,499
25,000 to 499,999	230,307	236,975	289,248	303,677	354,226	381,756
500,000 to 999,999	367,547	366,648	480,965	521,040	567,690	567,273
1,000,000 to 5,000,000	3,219,429	3,283,132	3,552,871	3,508,334	3,798,985	3,719,154
Above 5,000,000	1,415,141	1,178,494	1,584,175	1,699,080	1,843,351	2,168,197
Aitemaad Seniors Account (1 to 1,000,000,000)	2,940,157	2,821,062	3,332,622	3,485,702	4,342,489	4,871,182
Aitemaad Institutional Deposit Account - IFIs						
1 to 9,999,999	200,396	209,009	216,586	206,452	224,893	239,589
10,000,000 to 199,999,999	164,613	46,605	94,720	799,679	520,392	843,864
200,000,000 to 499,999,999	0	0	0	0	702,076	0
500,000,000 to 999,999,999	0	0	0	0	0	0
1,000,000,000 and above	0	0	0	0	0	0
Aitemaad Institutional Deposit Account - NBFIs						
1 to 9,999,999	74,615	80,758	53,981	61,982	86,792	101,296
10,000,000 to 299,999,999	0	78,361	321,761	226,563	0	97,716
300,000,000 to 599,999,999	0	0	0	0	0	0
600,000,000 to 999,999,999	0	0	0	0	0	0
1 billion to 1.99 billion	0	0	0	0	0	0
2 billion and above	0	0	0	0	0	0
Aitemaad Merchant Account	23,269	20,433	21,681	21,214	24,350	25,353
Aitemaad Foree Remittance Saving Account	28,368	88,304	109,461	77,305	99,851	119,670
TDR of less than 1 million (profit to be paid monthly)						
1 month	0	0	3,781	8,625	3,662	3,756
3 months	1,847	2,987	3,572	2,970	605	618
6 months	8,426	3,673	871	0	0	128
1 year	103,060	74,838	70,250	59,759	57,806	63,862
3 Years	21,739	19,196	21,018	17,756	16,154	15,734
5 Years	318,935	292,815	327,669	313,418	322,673	324,947
TDR of 1 million to 9.99 million (profit to be paid monthly)						
1 month	6,246	3,798	2,170	6,103	21,263	21,240
3 months	64,428	53,855	72,515	72,656	101,575	35,240
6 months	26,356	37,838	43,047	41,661	31,312	48,303
1 year	562,619	496,091	485,189	392,054	388,219	389,843
3 Years	297,956	274,912	297,560	274,168	293,879	314,566
5 Years	1,114,863	1,021,571	1,129,186	1,094,026	1,084,855	1,063,004
TDR of 10 million and above (profit to be paid monthly)						
1 month	108,289	39,893	32,767	47,013	88,326	107,811
3 months	48,373	0	0	89,594	224,721	156,948
6 months	0	0	0	117,124	351,386	0
1 year	76,937	0	0	0	0	75,416
3 Years	53,931	49,480	54,779	53,013	54,782	55,070
5 Years	286,648	262,756	290,901	281,505	290,889	291,769

7a. 

Profit Distribution - General Pool

7-Jul-22

Deposits in (Pak Rupees)	Jan-22	Feb-22	Mar-22	Apr-22	May-22	June-22
TDR of less than 10 million (profit to be paid at maturity)						
1 month	-	-	-	-	-	-
03 months	53,025	27,204	65,706	55,548	76,211	90,577
6 months	7,579	12,244	12,462	468	484	489
1 year	204,716	188,932	203,390	161,148	182,855	173,916
3 Years	43,145	39,337	34,049	23,326	24,917	36,897
5 Years	69,199	66,144	73,228	68,423	67,408	67,612
TDR of 10 million to 49.9 million (profit to be paid at maturity)						
1 month	-	-	-	-	-	-
03 months	49,941	14,758	0	0	0	0
6 months	0	0	0	0	0	0
1 year	64,609	59,313	21,182	0	0	0
3 Years	-	-	-	-	-	-
5 Years	-	-	-	-	-	-
TDR of 50 million to 99.99 million (profit to be paid at maturity)						
1 month	-	-	-	-	-	-
3 months	-	-	-	-	-	-
6 months	-	-	-	-	-	-
1 year	0	0	0	0	0	0
3 Years	-	-	-	-	-	-
5 Years	-	-	-	-	-	-
TDR of 100 million and above (profit to be paid at maturity)						
1 month	-	-	-	-	-	-
3 months	0	0	0	0	0	0
6 months	-	-	-	-	-	-
1 year	1,284,766	1,178,734	1,304,976	1,262,903	1,305,048	962,058
Total	111,404,130	107,356,985	123,184,269	123,539,055	150,365,715	171,718,727

Profit Distribution - Special TDR Pool B


Deposits in (Pak Rupees)	Jan-22	Feb-22	Mar-22	Apr-22	May-22	June-22
1 Year Special TDR - Monthly Profit	6,542,866	4,703,857	4,310,660	3,230,154	2,766,741	1,939,335
1 Year Special TDR - Profit at Maturity	1,325,385	1,103,645	1,062,777	925,827	700,435	505,697
Total	7,868,251	5,807,502	5,373,437	4,155,981	3,467,176	2,445,032

Profit Distribution - Special TDR Pool C


Deposits in (Pak Rupees)	Jan-22	Feb-22	Mar-22	Apr-22	May-22	June-22
1 Year Special TDR - Monthly Profit	5,873,308	8,921,539	12,738,322	15,268,886	16,732,695	15,213,702
1 Year Special TDR - Profit at Maturity	1,215,292	1,939,646	3,614,394	4,002,319	4,225,101	3,659,652
Total	7,088,600	10,861,185	16,352,716	19,271,206	20,957,795	18,873,354

Profit Distribution - Special TDR Pool D

Deposits in (Pak Rupees)	Jan-22	Feb-22	Mar-22	Apr-22	May-22	June-22
1 Year Special TDR - Monthly Profit	-	-	-	-	728,034	4,711,637
1 Year Special TDR - Profit at Maturity	-	-	-	-	358,577	1,677,960
Total	-	-	-	-	1,086,611	6,389,597



 M. Fahad Siddiqui
 Wing Head - Pool Management



 Adeel Ahmed Shah
 Divisional Head - Product, IBW & Pool Management



National Bank of Pakistan

Aitemaad اعتماد

ISLAMIC BANKING



Profit Distribution - General Pool

13-Jan-22

Deposits in (Pak Rupees)	Jul-21	Aug-21	Sept-21	Oct-21	Nov-21	Dec-21
Saving Deposits						
1 to 24,999,999	43,618,562	43,102,450	43,169,302	45,624,884	45,887,493	49,213,993
25,000,000 to 49,999,999	2,372,206	1,865,010	2,290,082	2,438,362	2,486,252	2,821,133
50,000,000 to 99,999,999	2,144,738	2,364,188	2,109,702	1,725,687	1,707,856	2,071,367
100,000,000 to 249,999,999	1,677,749	1,147,425	774,155	863,918	1,151,201	552,535
250,000,000 to 499,999,999	1,186,930	24,876	969,844	0	1,072,248	783,288
500,000,000 to 999,999,999	581,120	1,367,900	331,254	1,357,620	227,906	1,690,828
1,000,000,000 & Above	26,439,521	30,782,281	36,196,863	41,093,014	40,385,119	43,668,724
Aitemaad Asaan Saving Deposits	78,341	80,192	84,126	88,638	85,872	92,349
Aitemaad Mahana Bachat Account						
Type I						
1 to 99,999	7,497	7,471	7,383	8,293	8,113	8,855
100,000 to 999,999	104,849	108,158	126,119	158,579	155,109	189,406
1,000,000 to 9,999,999	884,345	900,477	1,021,967	1,212,335	1,280,883	1,404,847
10,000,000 and above	1,483,121	1,517,144	1,376,758	1,629,711	1,806,839	2,027,599
Type II						
1 to 249,999	804	681	601	1,859	704	411
250,000 to 4,999,999	2,521	2,907	9,043	5,624	4,931	6,916
5,000,000 to 50,000,000	263,553	294,260	281,781	216,962	208,381	243,271
Above 50,000,000	-	-	-	-	-	-
Type III						
1 to 499,999	4,257	4,380	4,685	7,600	3,508	4,736
500,000 to 9,999,999	127,392	83,890	48,148	81,210	65,669	85,925
10,000,000 to 100,000,000	372,035	432,484	497,876	815,005	450,471	527,850
Above 100,000,000	0	1,233,441	418,415	0	0	0
Aitemaad Income Support Account						
1 to 24,999	2,812	2,764	3,206	4,157	4,185	4,722
25,000 to 499,999	119,993	124,684	131,848	166,775	163,794	182,841
500,000 to 999,999	244,921	275,984	298,628	323,398	302,215	306,761
1,000,000 to 5,000,000	1,710,448	1,857,744	1,900,883	2,086,830	2,194,843	2,544,597
Above 5,000,000	621,176	784,886	664,403	661,915	792,312	1,051,689
Aitemaad Seniors Account (1 to 1,000,000,000)	724,685	1,111,685	1,278,954	1,581,908	1,809,939	2,319,575
Aitemaad Institutional Deposit Account - IFIs						
1 to 9,999,999	119,579	141,711	131,404	145,871	131,646	174,664
10,000,000 to 199,999,999	62,510	61,077	99,621	46,551	78,184	100,382
200,000,000 to 499,999,999	0	0	0	0	0	0
500,000,000 to 999,999,999	0	0	0	0	0	0
1,000,000,000 and above	0	0	0	0	0	0
Aitemaad Institutional Deposit Account - NBFIs						
1 to 9,999,999	17,129	19,299	14,842	13,228	12,339	17,465
10,000,000 to 299,999,999	0	0	0	13,398	0	0
300,000,000 to 599,999,999	0	0	0	0	0	0
600,000,000 to 999,999,999	0	0	0	0	0	0
1 billion to 1.99 billion	0	0	0	0	0	0
2 billion and above	0	0	0	0	0	0
Aitemaad Merchant Account	15,102	13,135	21,374	20,603	20,019	22,969
Aitemaad Foree Remittance Saving Account	-	-	-	-	41	10,100
TDR of less than 1 million (profit to be paid monthly)						
1 month	3,365	336	0	2,600	1,650	56
3 months	727	796	6,391	10,313	5,717	1,856
6 months	5,053	8,567	10,785	14,303	11,084	9,108
1 year	129,406	99,140	97,176	151,831	113,771	107,225
3 Years	41,803	41,868	39,527	50,905	35,902	20,872
5 Years	364,975	368,525	369,765	388,207	341,572	296,436
TDR of 1 million to 9.99 million (profit to be paid monthly)						
1 month	22,391	12,778	11,618	3,609	8,151	30,625
3 months	32,041	45,262	43,304	45,460	63,616	66,626
6 months	83,748	82,396	80,476	72,221	43,673	22,440
1 year	573,932	394,775	375,147	536,204	414,471	468,098
3 Years	195,275	194,697	185,792	380,823	238,004	257,238
5 Years	1,078,365	1,093,192	1,092,174	1,182,454	1,028,078	1,080,556
TDR of 10 million and above (profit to be paid monthly)						
1 month	72,930	29,201	20,083	78,335	29,651	27,850
3 months	-	-	-	19,516	58,560	61,779
6 months	617,746	1,034,220	1,255,278	924,443	616,406	146,700
1 year	240,759	136,412	136,191	218,446	133,769	92,476
3 Years	47,359	48,195	48,116	48,825	47,259	49,678
5 Years	-	-	-	143,190	252,735	265,389

79. DM

Profit Distribution - General Pool

13-Jan-22

Deposits in (Pak Rupees)	Jul-21	Aug-21	Sept-21	Oct-21	Nov-21	Dec-21
TDR of less than 10 million (profit to be paid at maturity)						
1 month	-	-	-	-	-	-
03 months	42,128	46,671	38,954	39,553	27,979	48,449
6 months	73,704	79,425	57,324	45,866	18,300	3,577
1 year	165,830	154,955	159,516	175,707	139,401	159,371
3 Years	37,887	38,556	39,166	48,415	53,402	54,020
5 Years	46,891	52,873	57,604	57,058	57,387	61,499
TDR of 10 million to 49.9 million (profit to be paid at maturity)						
1 month	-	-	-	-	-	-
03 months	0	0	0	0	31,642	45,477
6 months	0	0	0	0	0	0
1 year	56,492	57,487	57,397	58,241	56,373	59,306
3 Years	-	-	-	-	-	-
5 Years	-	-	-	-	-	-
TDR of 50 million to 99.99 million (profit to be paid at maturity)						
1 month	-	-	-	-	-	-
3 months	-	-	-	-	-	-
6 months	-	-	-	-	-	-
1 year	227,732	231,748	231,390	234,783	227,256	215,921
3 Years	-	-	-	-	-	-
5 Years	-	-	-	-	-	-
TDR of 100 million and above (profit to be paid at maturity)						
1 month	-	-	-	-	-	-
3 months	376,622	0	0	0	0	0
6 months	-	-	-	-	-	-
1 year	1,128,211	1,204,088	1,146,237	1,163,118	1,125,815	1,183,438
Total	90,653,273	95,168,743	99,822,678	108,488,360	107,679,697	116,965,876

Profit Distribution - Special TDR Pool A

Deposits in (Pak Rupees)	Jul-21	Aug-21	Sept-21	Oct-21	Nov-21	Dec-21
1 Year Special TDR - Monthly Profit	-	-	-	-	-	-
1 Year Special TDR - Profit at Maturity	-	-	-	-	-	-
2 Year Special TDR - Monthly Profit	2,626,347	2,475,899	2,025,282	1,798,515	1,094,992	607,203
2 Year Special TDR - Profit at Maturity	218,784	215,002	185,293	209,141	102,076	10,555
Total	2,845,131	2,690,900	2,210,575	2,007,655	1,197,068	617,758

Profit Distribution - Special TDR Pool B

Deposits in (Pak Rupees)	Jul-21	Aug-21	Sept-21	Oct-21	Nov-21	Dec-21
1 Year Special TDR - Monthly Profit	9,032,821	9,470,738	9,176,926	9,196,466	8,408,907	7,720,790
1 Year Special TDR - Profit at Maturity	1,592,831	1,712,587	1,834,262	1,782,260	1,518,423	1,401,632
Total	10,625,652	11,183,324	11,011,188	10,978,726	9,927,330	9,122,422

Profit Distribution - Special TDR Pool C

Deposits in (Pak Rupees)	Jul-21	Aug-21	Sept-21	Oct-21	Nov-21	Dec-21
1 Year Special TDR - Monthly Profit	-	-	-	342,868	1,104,857	2,641,034
1 Year Special TDR - Profit at Maturity	-	-	-	71,877	258,684	679,445
Total	-	-	-	414,745	1,363,541	3,320,479



 M. Fahad Siddiqui
 Dept. Head - Pool Management



 Adeel Ahmed Shah
 Wing Head - Pool Management